


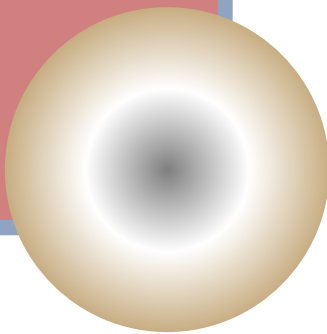






PDF Testing Sample

Text Liberation Sans Bold 15pt Right / y=40mm / h=4.956mm

Linux Libertine Display Underline 15pt Center y=50mm / h=4.997mm

Text Lie to me 15pt Left / y=60mm / h=5.654mm



Second Page Sample

[Website Link](#)

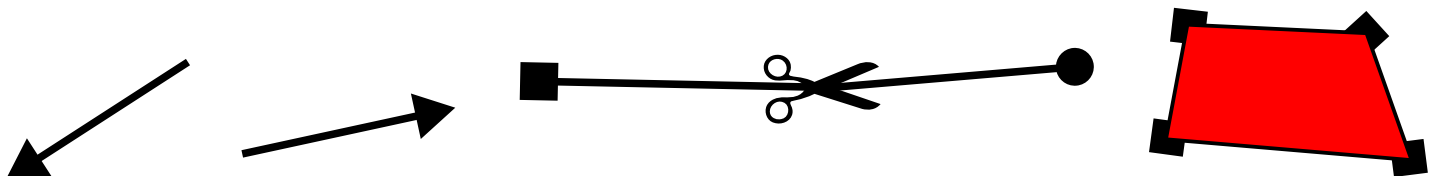
[Internal Link](#)

This would be some sort of Lorem-Ipsum style text, but then what's the point of that nonsense when I can capture **your** attention with this bēspoke justified text. It's in FreeSefit 15pt but will be quite hard for any *PDF reader* to pick apart exactly how this text is supposed to be aligned. It'll likely be best understood as a bunch of letters each with their own offsets, but this isn't what a lot of people will want to édit.

This second block of text is actually spread over two shapes so the detection of shape-inside can be seen to fail. Of course it's going to fail, what mechanism could possibly exist to pull

the fact that this started life as one single text box?

Some magic typesetting perhaps?
Some clip region? **Impossible!**




Text Hit Box

Red and Green Text must be inside the Box


3

Clipping Samples

One Object



Clipped Group



Clipped Text



Masking Samples



Image Mask



Group Mask



Gradient Mask