

0.1 Global mean budget

Left column shows global mean fluxes by depam, and right column shows those by Trenberth et al. (2009).

PRCP	:	95.5778648912 W m ⁻² ,	80
EvapU	:	95.6398539229318 W m ⁻² ,	80
SensA	:	21.524724485468 W m ⁻² ,	17
SLRA	:	78.9198666971901 W m ⁻² ,	63
SSRA	:	-193.818140554821 W m ⁻² ,	-161
OLRA	:	252.802139086732 W m ⁻² ,	239
OSRA	:	-253.073908195384 W m ⁻² ,	-239
Heating:		2.53807366173555 W m ⁻²	
Water	:	6.13199326035762e-11 kg m ⁻² s ⁻¹	

0.2 Figures

Data from 1988 to 2007 are used for NCEP reanalysis, and those from 1982 to 2001 are used for ECMWF reanalysis.

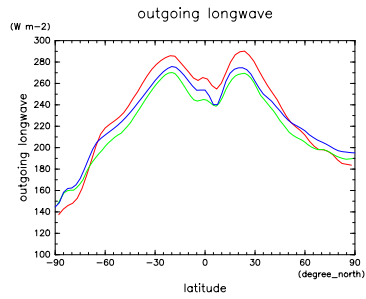


Figure 1: Annual average OLR by dcpam (red), NCEP (green), and ECMWF (blue)

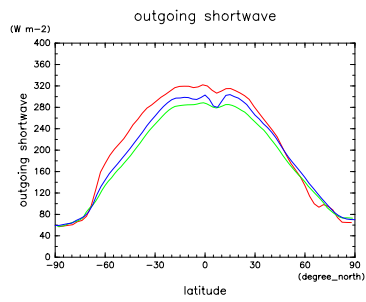


Figure 2: Annual average OSRA by dcpam (red), NCEP (green), and ECMWF (blue)

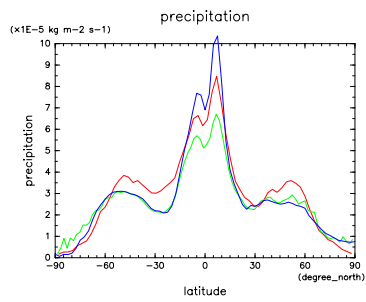


Figure 3: Annual average PRCP by dcpam (red), NCEP (green), and ECMWF (blue)

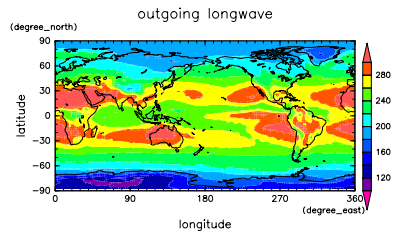


Figure 4: Annual mean OLR by de-pam

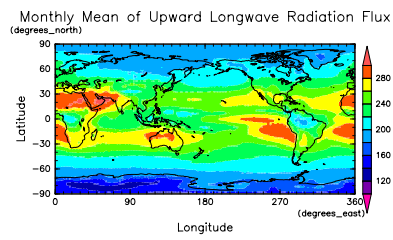


Figure 5: Annual mean OLR by NCEP

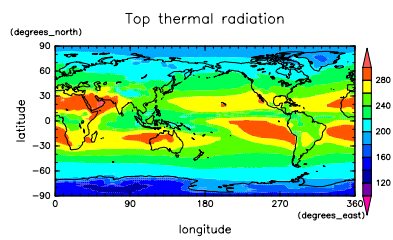


Figure 6: Annual mean OLR by ECMWF

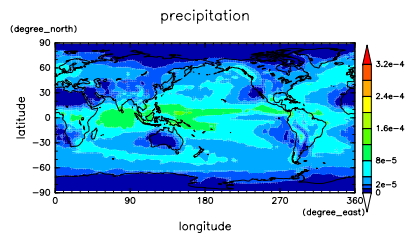


Figure 7: Annual mean Rain by de-pam

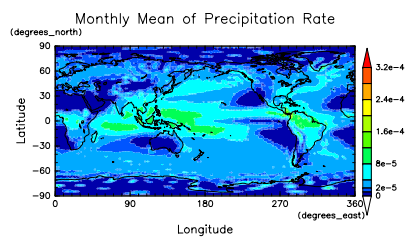


Figure 8: Annual mean Rain by NCEP

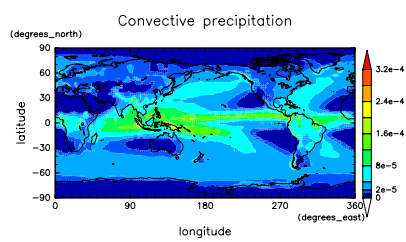


Figure 9: Annual mean Rain by ECMWF

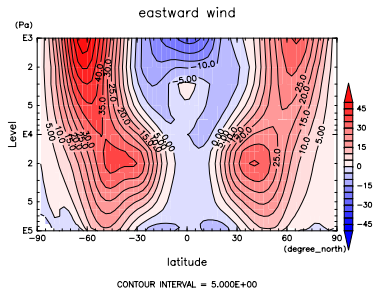


Figure 10: Annual mean U by dpam

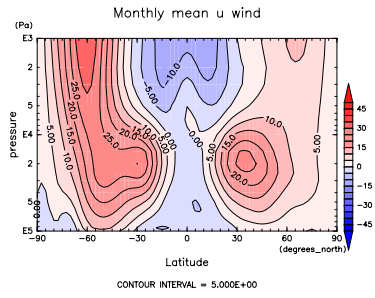


Figure 11: Annual mean U by NCEP

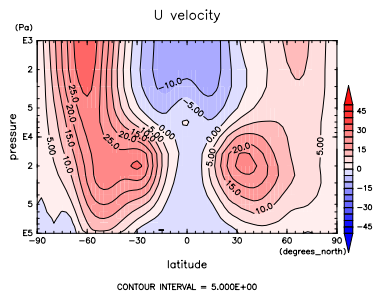


Figure 12: Annual mean U by ECMWF

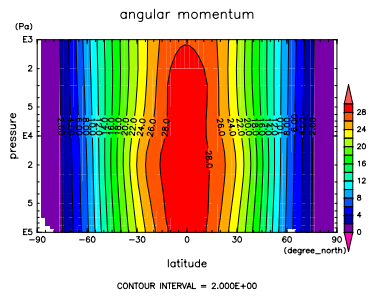


Figure 13: Annual mean ANG MOM by dcpam

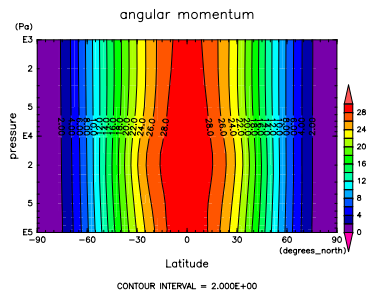


Figure 14: Annual mean ANG MOM by NCEP

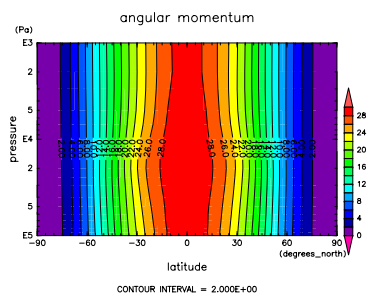


Figure 15: Annual mean ANG MOM by ECMWF

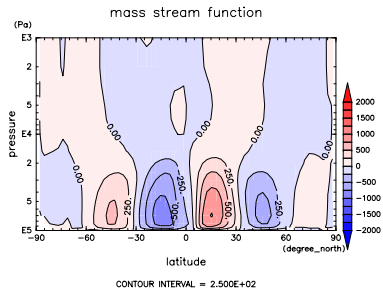


Figure 16: Annual mean MSF by de-pam

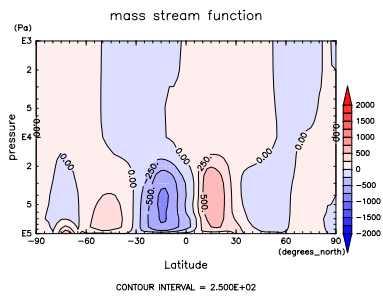


Figure 17: Annual mean MSF by NCEP

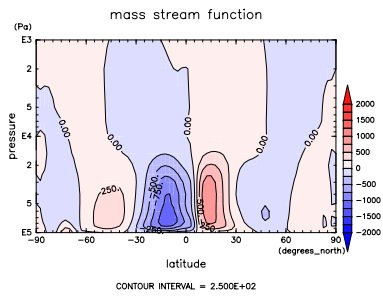


Figure 18: Annual mean MSF by ECMWF

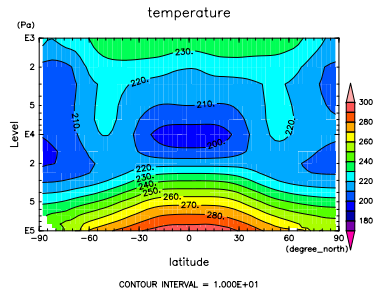


Figure 19: Annual mean T by dcpam

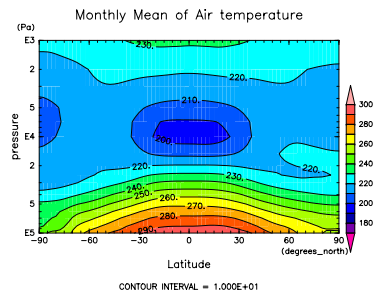


Figure 20: Annual mean T by NCEP

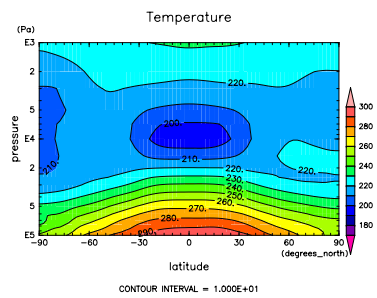


Figure 21: Annual mean T by ECMWF

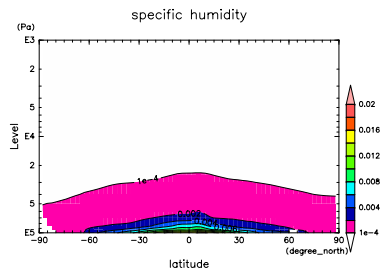


Figure 22: Annual mean q by dcpam

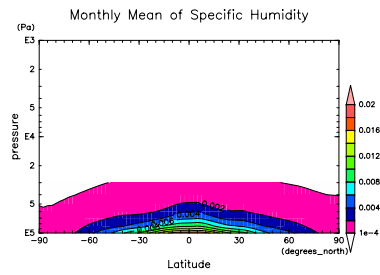


Figure 23: Annual mean q by NCEP

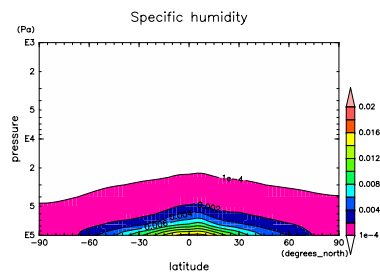


Figure 24: Annual mean q by ECMWF

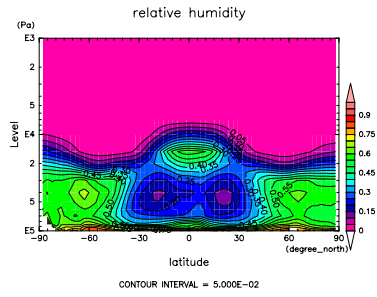


Figure 25: Annual mean RH by dc-pam

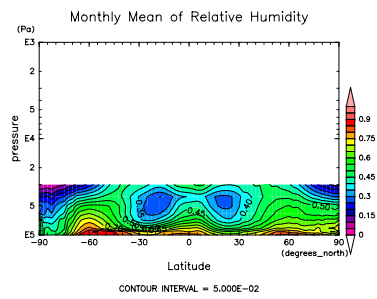


Figure 26: Annual mean RH by NCEP

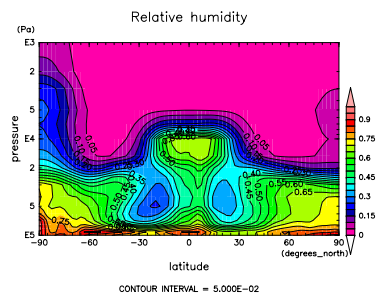


Figure 27: Annual mean RH by ECMWF

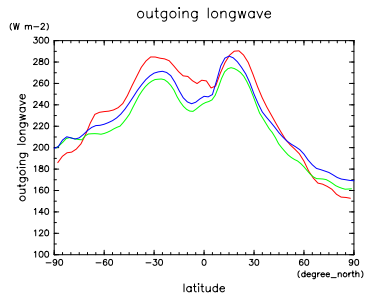


Figure 28: OLRA at Jan. by dc pam (red), NCEP (green), and ECMWF (blue)

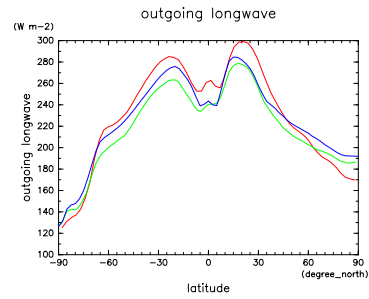


Figure 31: OLRA at Apr. by dc pam (red), NCEP (green), and ECMWF (blue)

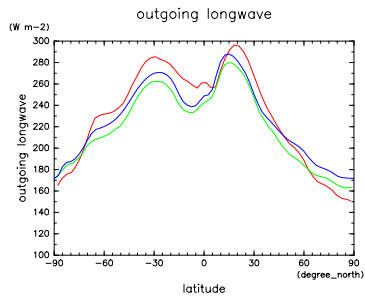


Figure 29: OLRA at Feb. by dc pam (red), NCEP (green), and ECMWF (blue)

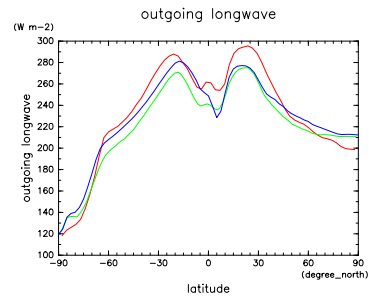


Figure 32: OLRA at May by dc pam (red), NCEP (green), and ECMWF (blue)

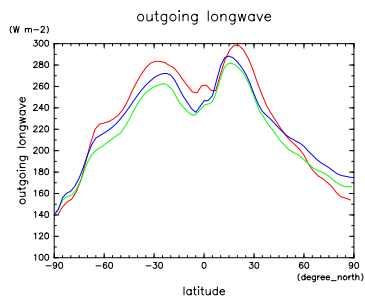


Figure 30: OLRA at Mar. by dc pam (red), NCEP (green), and ECMWF (blue)

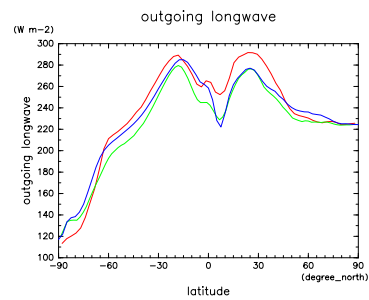


Figure 33: OLRA at Jun. by dc pam (red), NCEP (green), and ECMWF (blue)

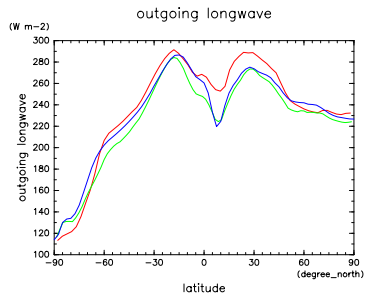


Figure 34: OLRA at Jul. by dc pam (red), NCEP (green), and ECMWF (blue)

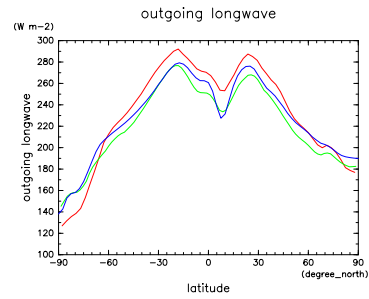


Figure 37: OLRA at Oct. by dc pam (red), NCEP (green), and ECMWF (blue)

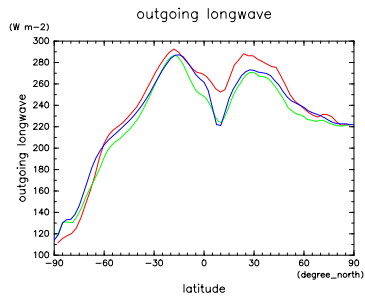


Figure 35: OLRA at Aug. by dc pam (red), NCEP (green), and ECMWF (blue)

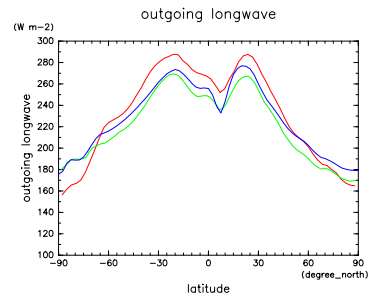


Figure 38: OLRA at Nov. by dc pam (red), NCEP (green), and ECMWF (blue)

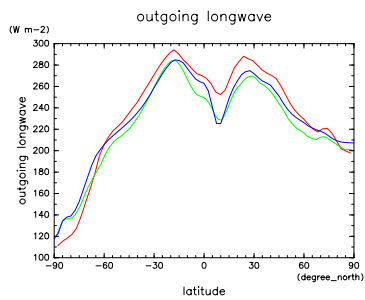


Figure 36: OLRA at Sep. by dc pam (red), NCEP (green), and ECMWF (blue)

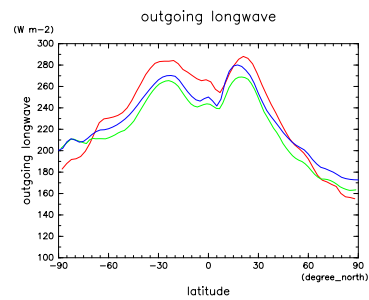


Figure 39: OLRA at Dec. by dc pam (red), NCEP (green), and ECMWF (blue)

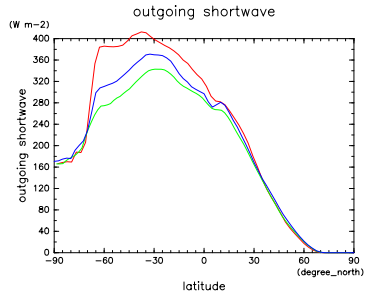


Figure 40: OSRA at Jan. by dcpan (red), NCEP (green), and ECMWF (blue)

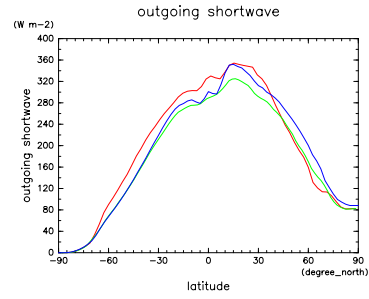


Figure 43: OSRA at Apr. by dcpan (red), NCEP (green), and ECMWF (blue)

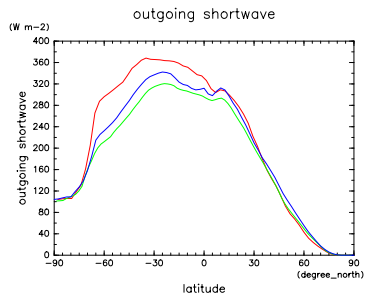


Figure 41: OSRA at Feb. by dcpan (red), NCEP (green), and ECMWF (blue)

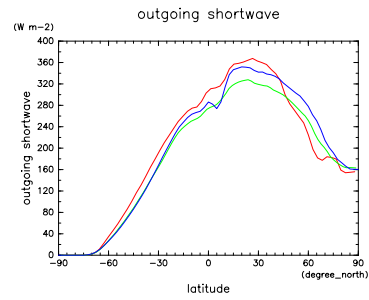


Figure 44: OSRA at May by dcpan (red), NCEP (green), and ECMWF (blue)

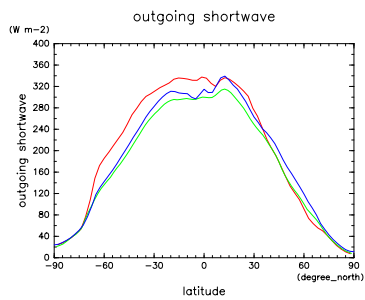


Figure 42: OSRA at Mar. by dcpan (red), NCEP (green), and ECMWF (blue)

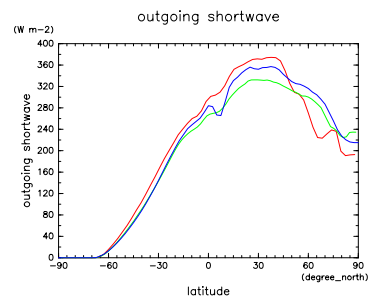


Figure 45: OSRA at Jun. by dcpan (red), NCEP (green), and ECMWF (blue)

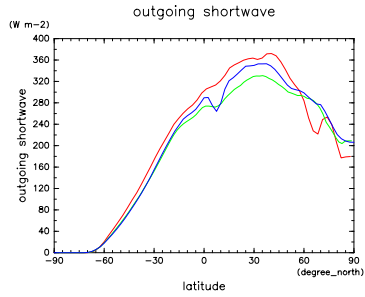


Figure 46: OSRA at Jul. by dcpan (red), NCEP (green), and ECMWF (blue)

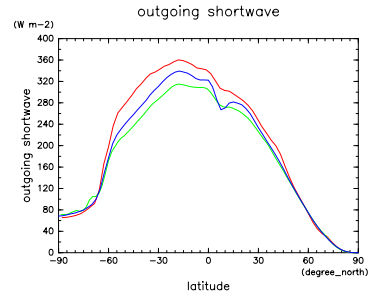


Figure 49: OSRA at Oct. by dcpan (red), NCEP (green), and ECMWF (blue)

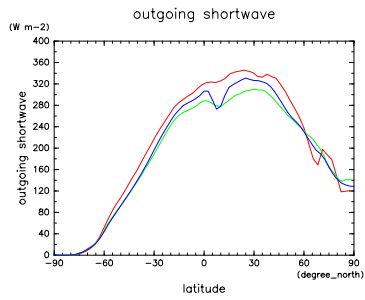


Figure 47: OSRA at Aug. by dcpan (red), NCEP (green), and ECMWF (blue)

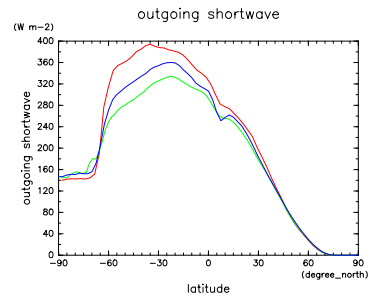


Figure 50: OSRA at Nov. by dcpan (red), NCEP (green), and ECMWF (blue)

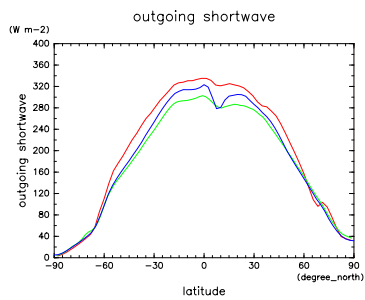


Figure 48: OSRA at Sep. by dcpan (red), NCEP (green), and ECMWF (blue)

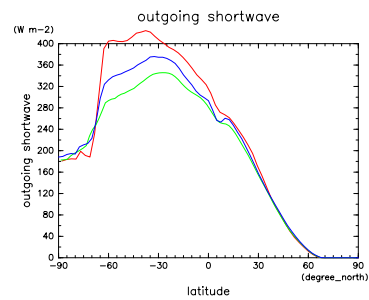


Figure 51: OSRA at Dec. by dcpan (red), NCEP (green), and ECMWF (blue)

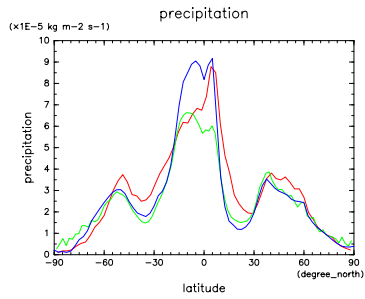


Figure 52: Rain at Jan. by dcpam (red), NCEP (green), and ECMWF (blue)

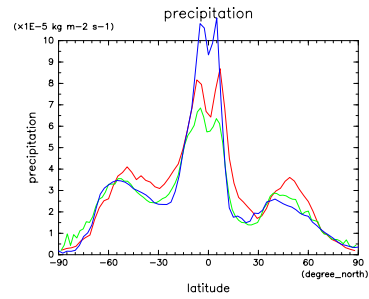


Figure 55: Rain at Apr. by dcpam (red), NCEP (green), and ECMWF (blue)

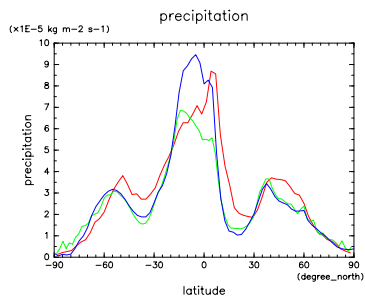


Figure 53: Rain at Feb. by dcpam (red), NCEP (green), and ECMWF (blue)

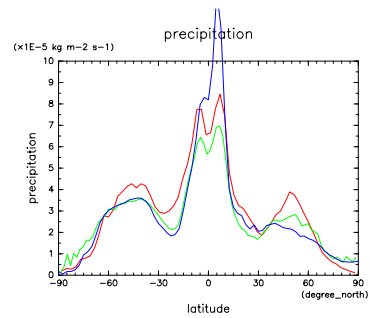


Figure 56: Rain at May by dcpam (red), NCEP (green), and ECMWF (blue)

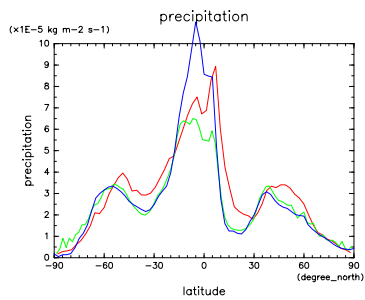


Figure 54: Rain at Mar. by dcpam (red), NCEP (green), and ECMWF (blue)

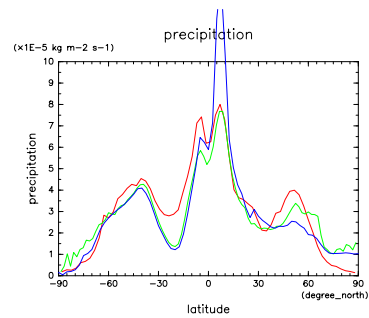


Figure 57: Rain at Jun. by dcpam (red), NCEP (green), and ECMWF (blue)

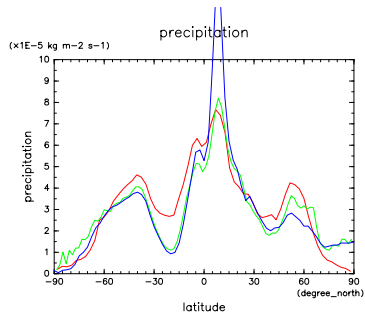


Figure 58: Rain at Jul. by dcpam (red), NCEP (green), and ECMWF (blue)

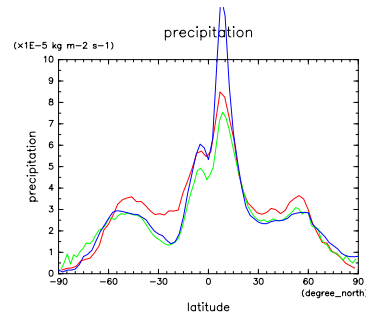


Figure 61: Rain at Oct. by dcpam (red), NCEP (green), and ECMWF (blue)

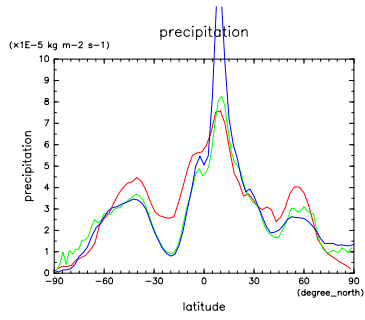


Figure 59: Rain at Aug. by dcpam (red), NCEP (green), and ECMWF (blue)

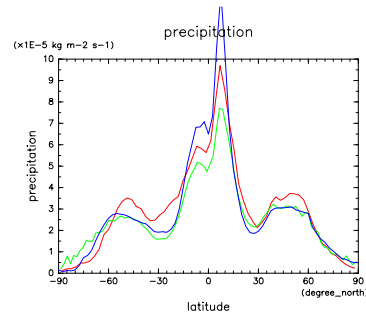


Figure 62: Rain at Nov. by dcpam (red), NCEP (green), and ECMWF (blue)

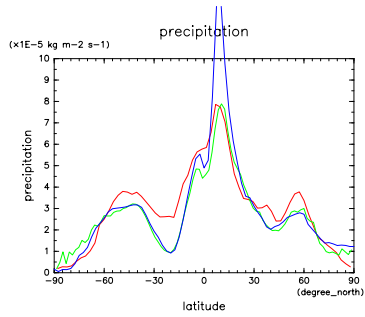


Figure 60: Rain at Sep. by dcpam (red), NCEP (green), and ECMWF (blue)

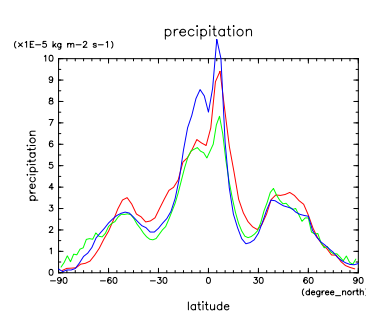


Figure 63: Rain at Dec. by dcpam (red), NCEP (green), and ECMWF (blue)

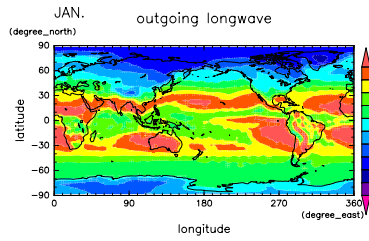


Figure 64: OLR at Jan. by deпам

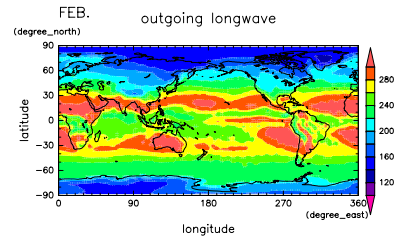


Figure 67: OLR at Feb. by deпам

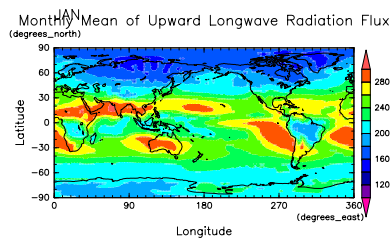


Figure 65: OLR at Jan. by NCEP

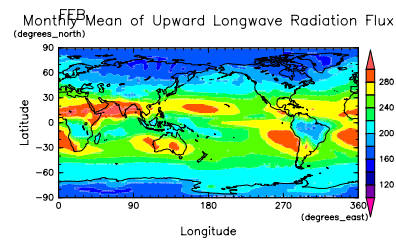


Figure 68: OLR at Feb. by NCEP

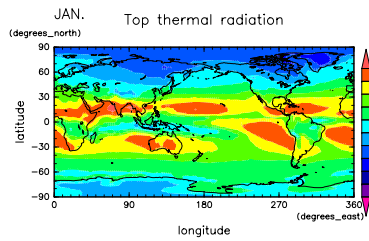


Figure 66: OLR at Jan. by ECMWF

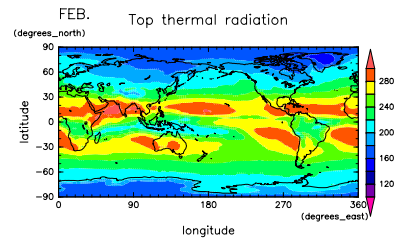


Figure 69: OLR at Feb. by ECMWF

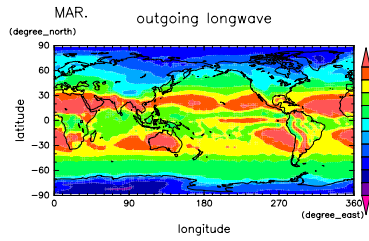


Figure 70: OLR at Mar. by dcpam

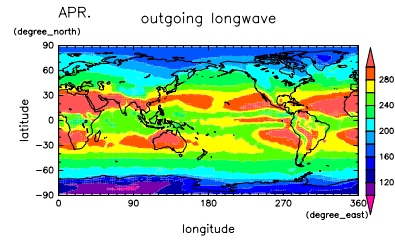


Figure 73: OLR at Apr. by dcpam

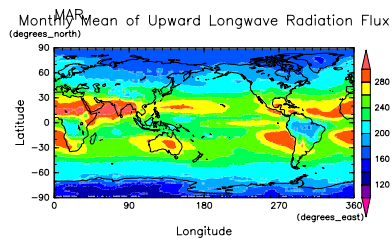


Figure 71: OLR at Mar. by NCEP

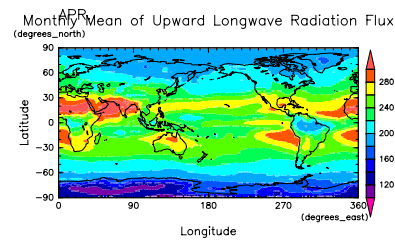


Figure 74: OLR at Apr. by NCEP

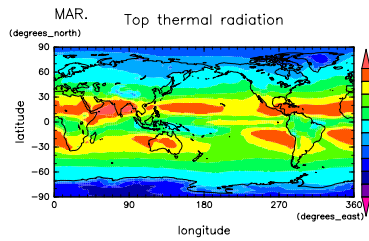


Figure 72: OLR at Mar. by ECMWF

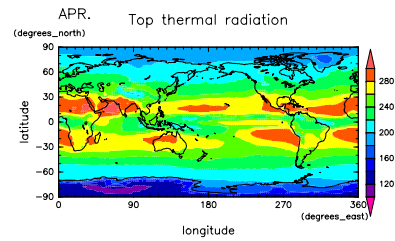


Figure 75: OLR at Apr. by ECMWF

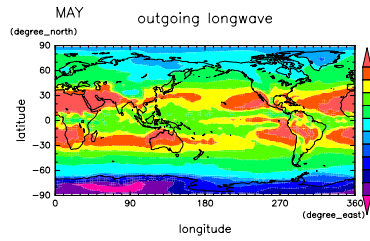


Figure 76: OLR at May by dcpam

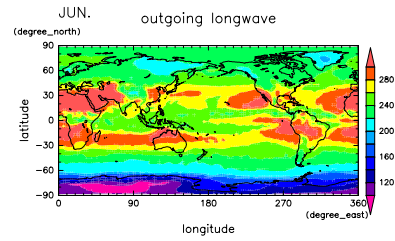


Figure 79: OLR at Jun. by dcpam

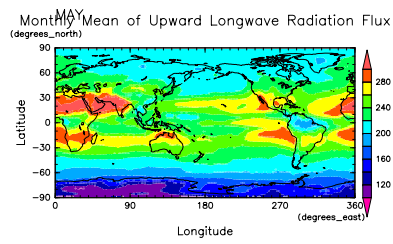


Figure 77: OLR at May by NCEP

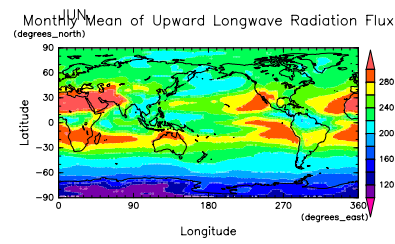


Figure 80: OLR at Jun. by NCEP

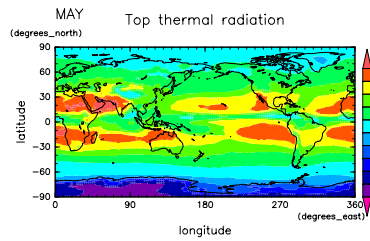


Figure 78: OLR at May by ECMWF

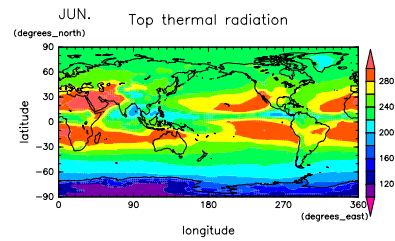


Figure 81: OLR at Jun. by ECMWF

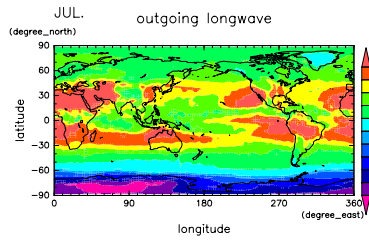


Figure 82: OLR at Jul. by dcpam

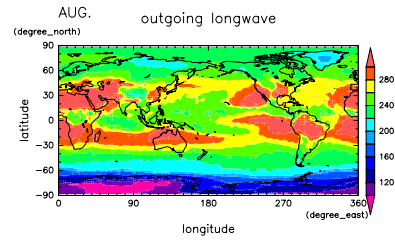


Figure 85: OLR at Aug. by dcpam

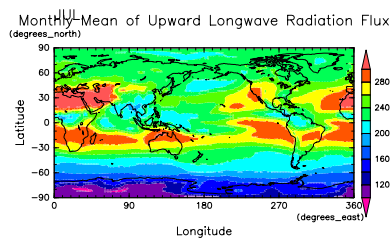


Figure 83: OLR at Jul. by NCEP

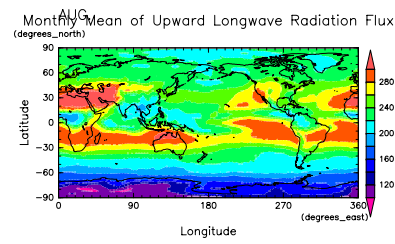


Figure 86: OLR at Aug. by NCEP

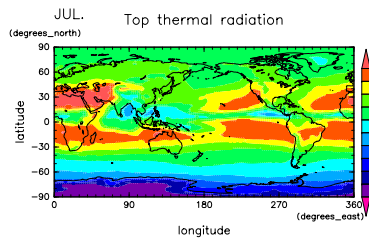


Figure 84: OLR at Jul. by ECMWF

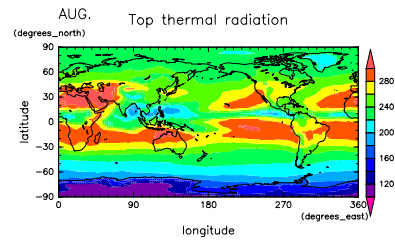


Figure 87: OLR at Aug. by ECMWF

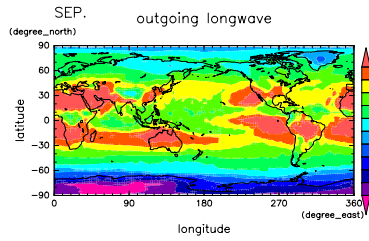


Figure 88: OLR at Sep. by dcpam

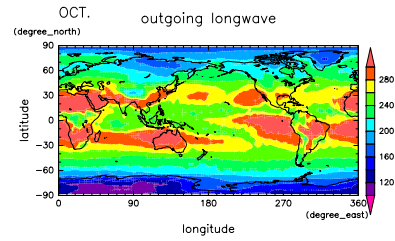


Figure 91: OLR at Oct. by dcpam

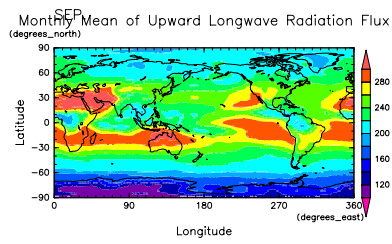


Figure 89: OLR at Sep. by NCEP

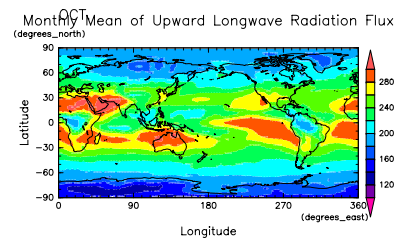


Figure 92: OLR at Oct. by NCEP

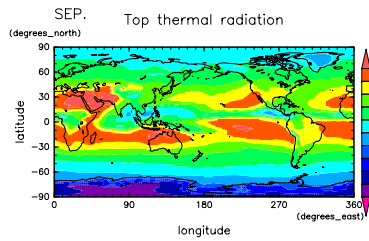


Figure 90: OLR at Sep. by ECMWF

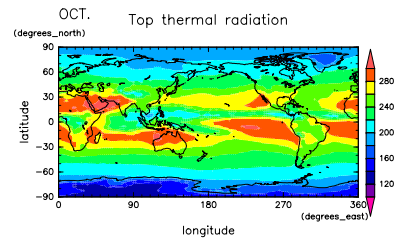


Figure 93: OLR at Oct. by ECMWF

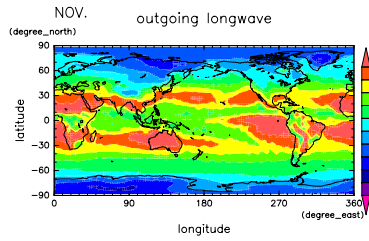


Figure 94: OLR at Nov. by dcpam

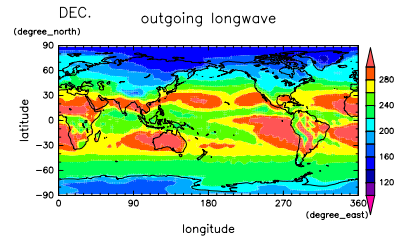


Figure 97: OLR at Dec. by dcpam

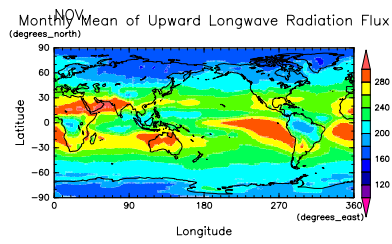


Figure 95: OLR at Nov. by NCEP

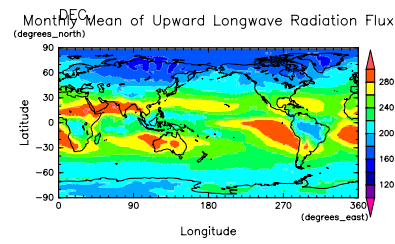


Figure 98: OLR at Dec. by NCEP

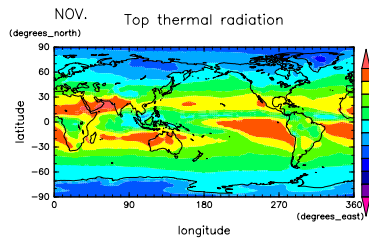


Figure 96: OLR at Nov. by ECMWF

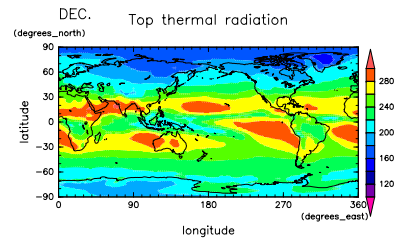


Figure 99: OLR at Dec. by ECMWF

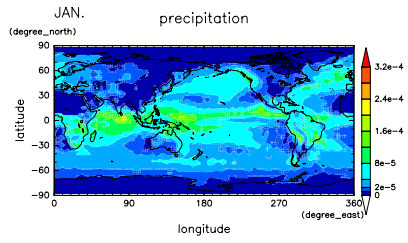


Figure 100: Rain at Jan. by dcpam

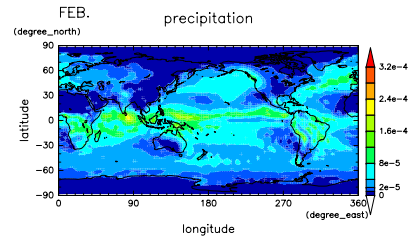


Figure 103: Rain at Feb. by dcpam

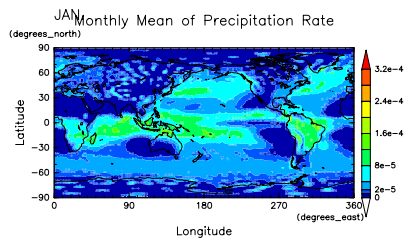


Figure 101: Rain at Jan. by NCEP

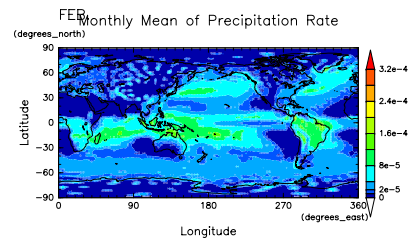


Figure 104: Rain at Feb. by NCEP

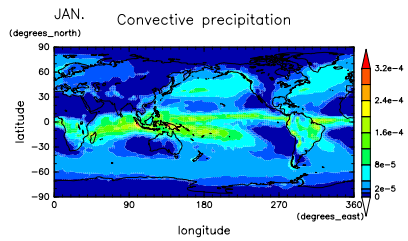


Figure 102: Rain at Jan. by ECMWF

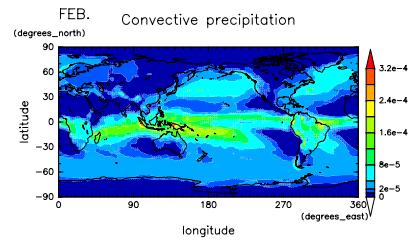


Figure 105: Rain at Feb. by ECMWF

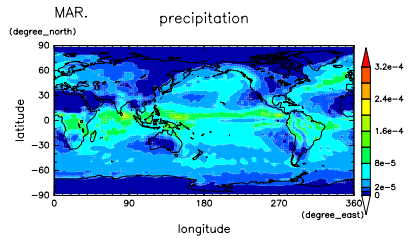


Figure 106: Rain at Mar. by dcpam

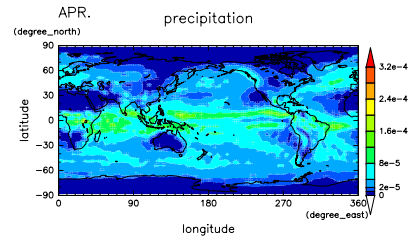


Figure 109: Rain at Apr. by dcpam

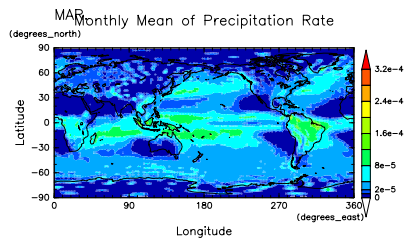


Figure 107: Rain at Mar. by NCEP

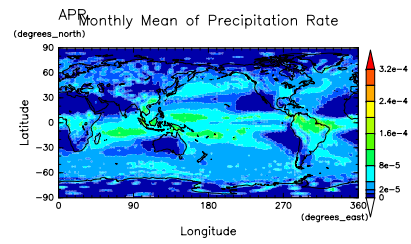


Figure 110: Rain at Apr. by NCEP

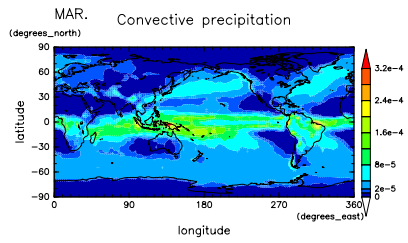


Figure 108: Rain at Mar. by ECMWF

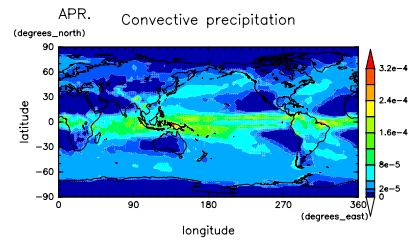


Figure 111: Rain at Apr. by ECMWF

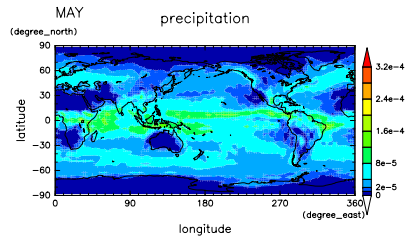


Figure 112: Rain at May by dcpam

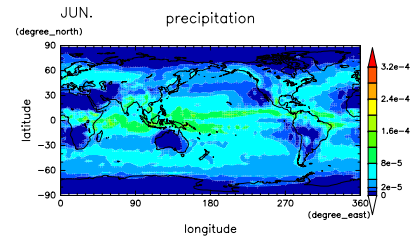


Figure 115: Rain at Jun. by dcpam

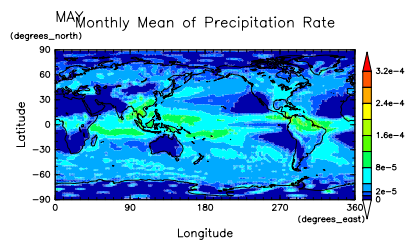


Figure 113: Rain at May by NCEP

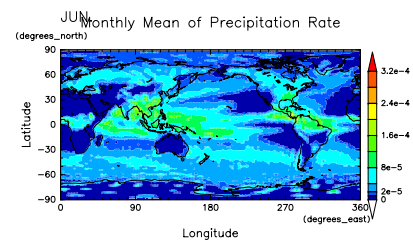


Figure 116: Rain at Jun. by NCEP

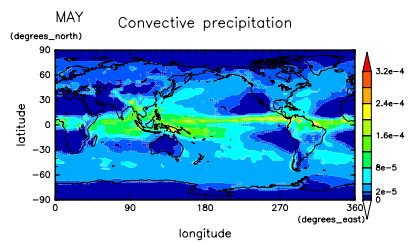


Figure 114: Rain at May by ECMWF

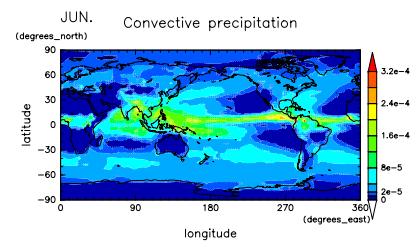


Figure 117: Rain at Jun. by ECMWF

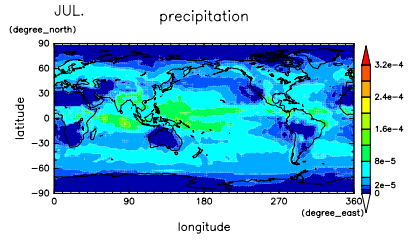


Figure 118: Rain at Jul. by dcpam

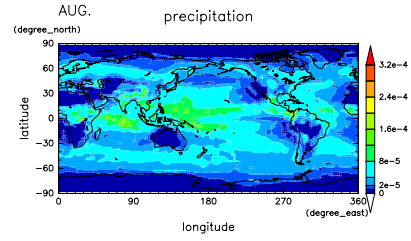


Figure 121: Rain at Aug. by dcpam

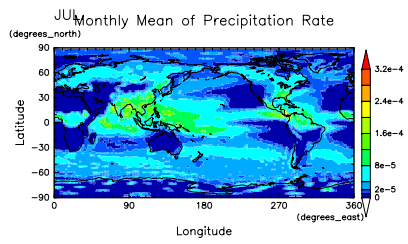


Figure 119: Rain at Jul. by NCEP

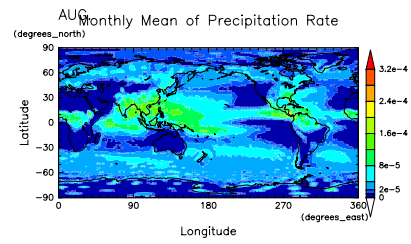


Figure 122: Rain at Aug. by NCEP

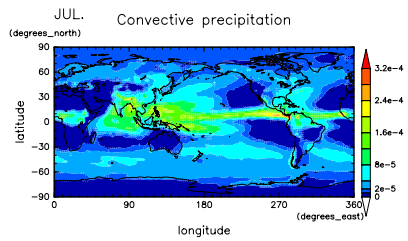


Figure 120: Rain at Jul. by ECMWF

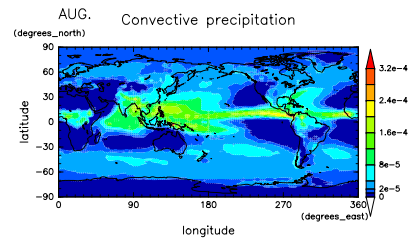


Figure 123: Rain at Aug. by ECMWF

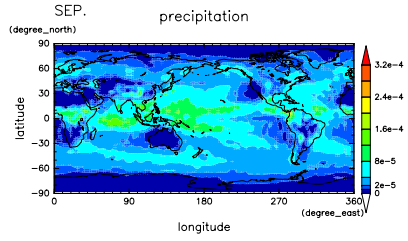


Figure 124: Rain at Sep. by dcpam

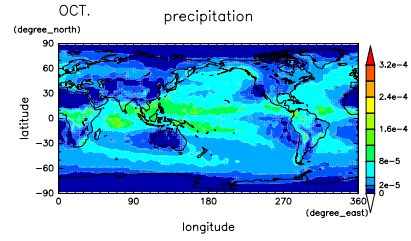


Figure 127: Rain at Oct. by dcpam

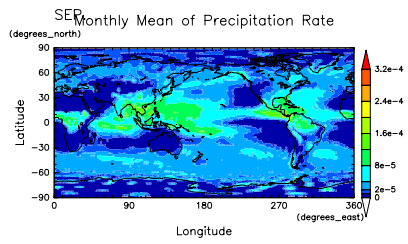


Figure 125: Rain at Sep. by NCEP

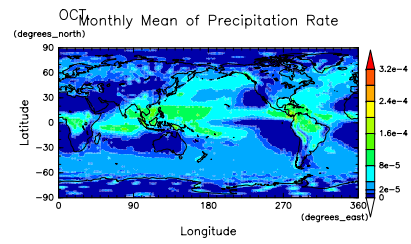


Figure 128: Rain at Oct. by NCEP

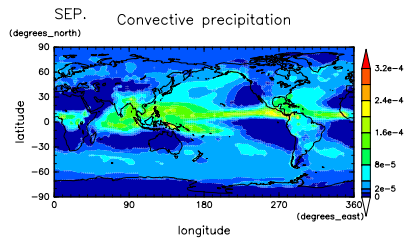


Figure 126: Rain at Sep. by ECMWF

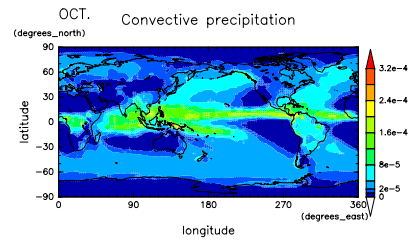


Figure 129: Rain at Oct. by ECMWF

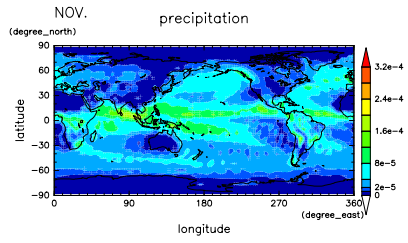


Figure 130: Rain at Nov. by dcpam

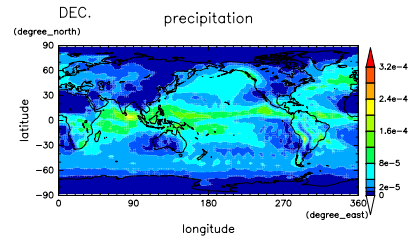


Figure 133: Rain at Dec. by dcpam

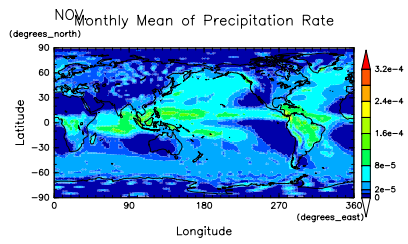


Figure 131: Rain at Nov. by NCEP

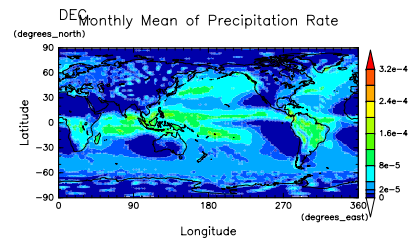


Figure 134: Rain at Dec. by NCEP

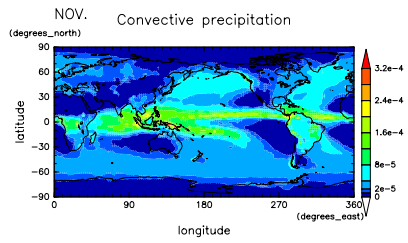


Figure 132: Rain at Nov. by ECMWF

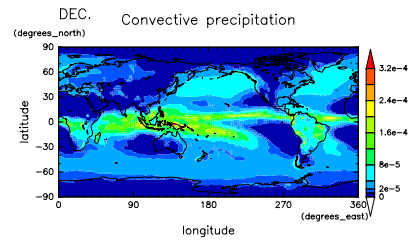


Figure 135: Rain at Dec. by ECMWF

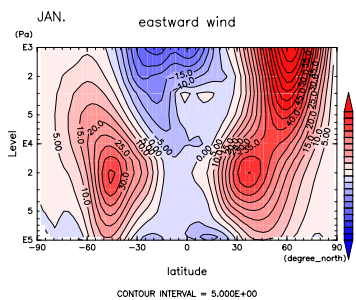


Figure 136: U at Jan. by dcpam

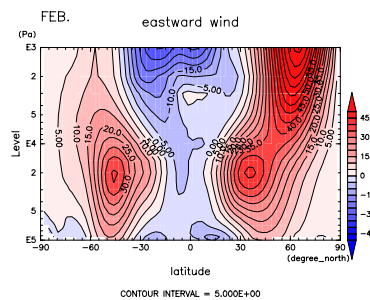


Figure 139: U at Feb. by dcpam

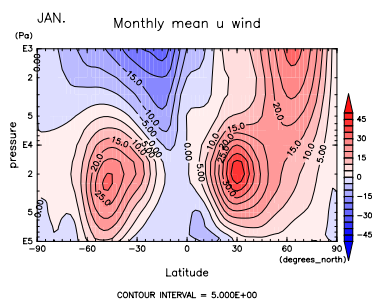


Figure 137: U at Jan. by NCEP

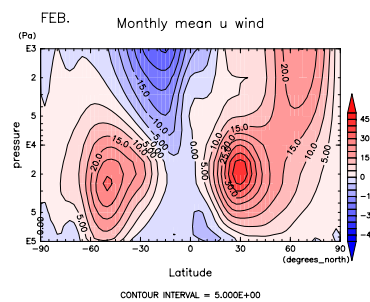


Figure 140: U at Feb. by NCEP

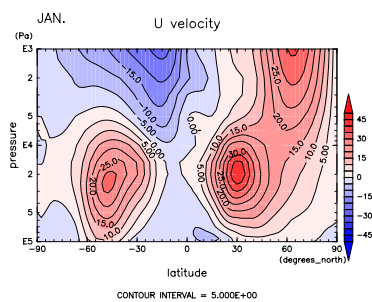


Figure 138: U at Jan. by ECMWF

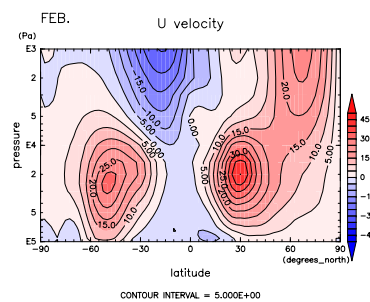


Figure 141: U at Feb. by ECMWF

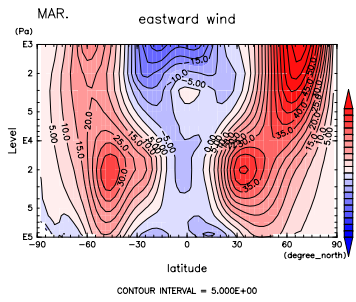


Figure 142: U at Mar. by dcpam

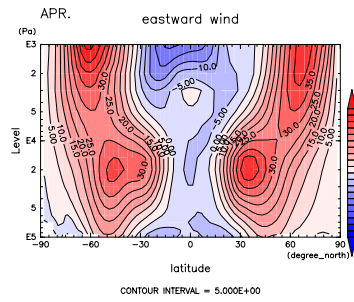


Figure 145: U at Apr. by dcpam

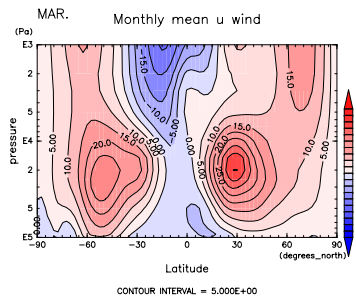


Figure 143: U at Mar. by NCEP

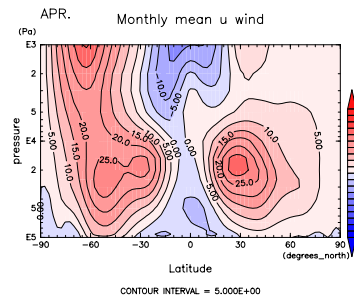


Figure 146: U at Apr. by NCEP

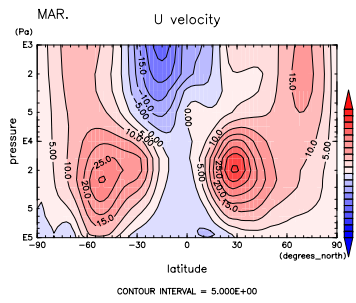


Figure 144: U at Mar. by ECMWF

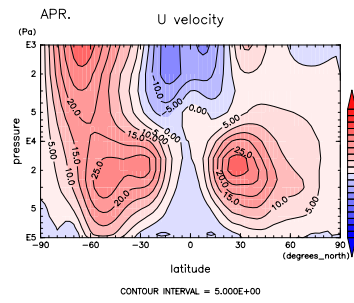


Figure 147: U at Apr. by ECMWF

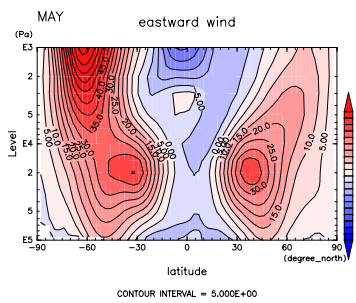


Figure 148: U at May by dcpam

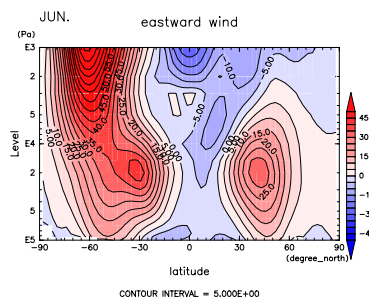


Figure 151: U at Jun. by dcpam

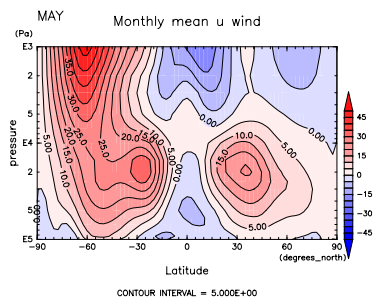


Figure 149: U at May by NCEP

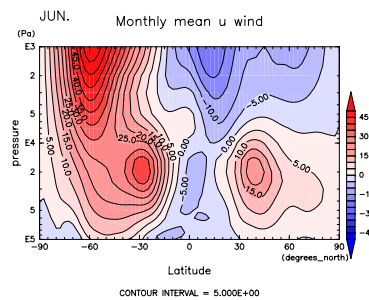


Figure 152: U at Jun. by NCEP

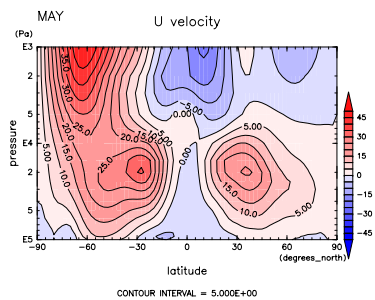


Figure 150: U at May by ECMWF

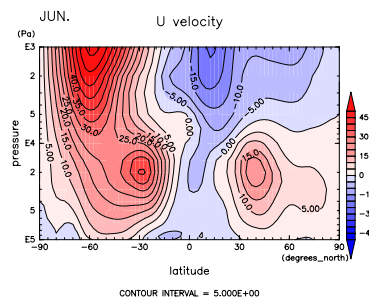


Figure 153: U at Jun. by ECMWF

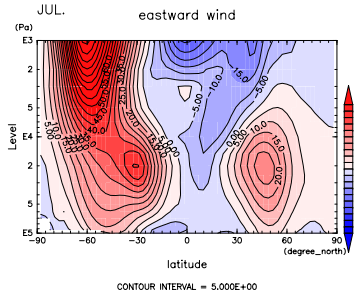


Figure 154: U at Jul. by dcpam

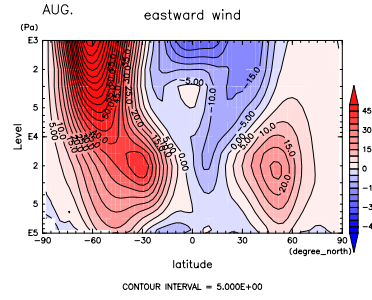


Figure 157: U at Aug. by dcpam

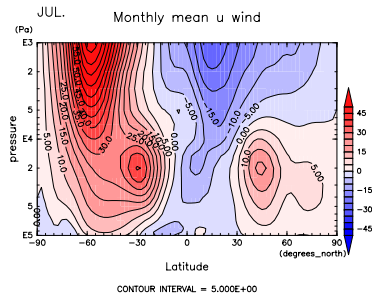


Figure 155: U at Jul. by NCEP

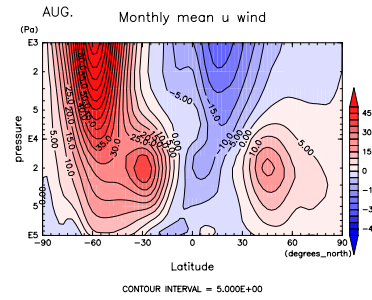


Figure 158: U at Aug. by NCEP

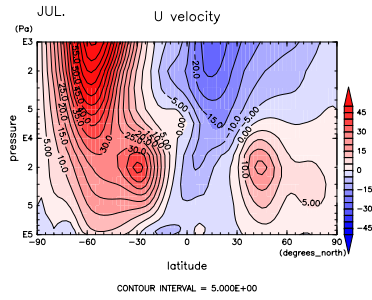


Figure 156: U at Jul. by ECMWF

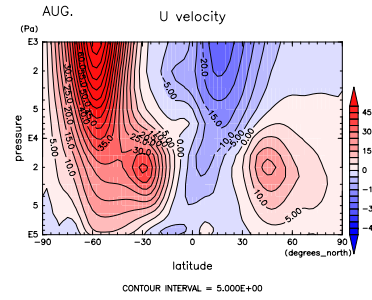


Figure 159: U at Aug. by ECMWF

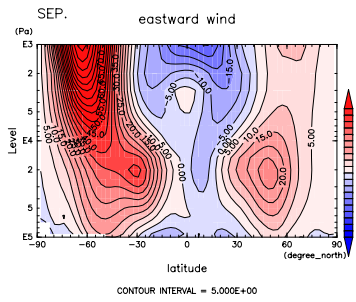


Figure 160: U at Sep. by dcpam

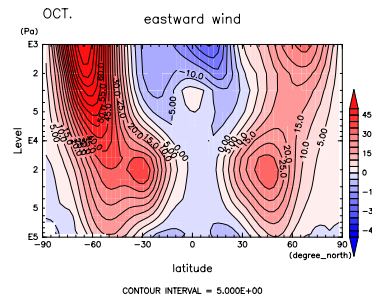


Figure 163: U at Oct. by dcpam

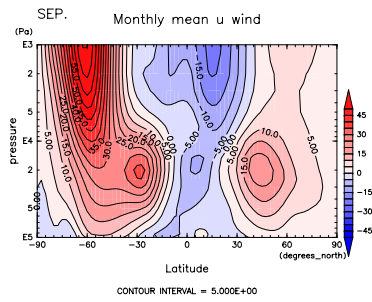


Figure 161: U at Sep. by NCEP

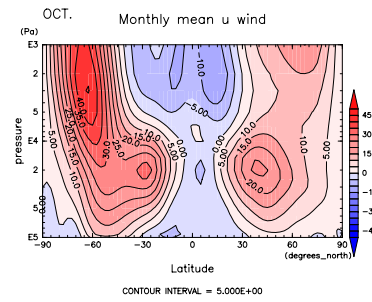


Figure 164: U at Oct. by NCEP

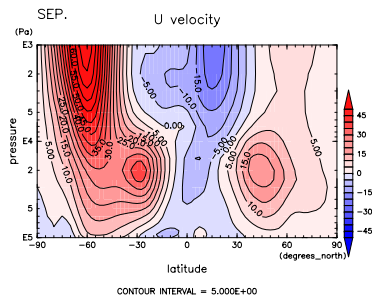


Figure 162: U at Sep. by ECMWF

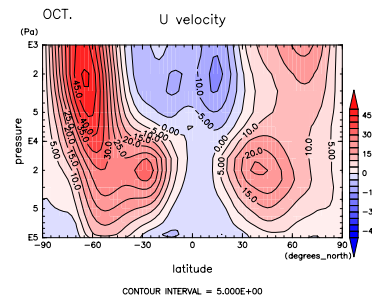


Figure 165: U at Oct. by ECMWF

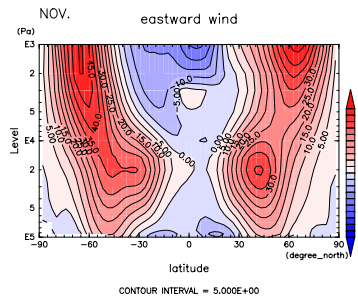


Figure 166: U at Nov. by dcpam

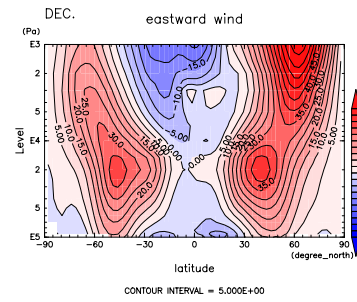


Figure 169: U at Dec. by dcpam

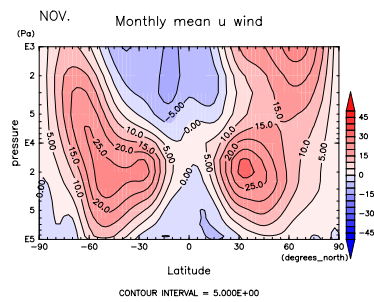


Figure 167: U at Nov. by NCEP

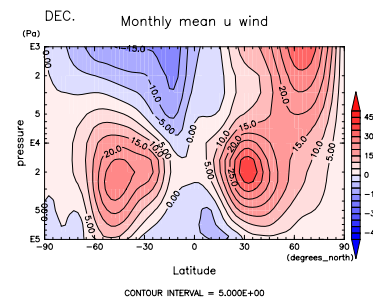


Figure 170: U at Dec. by NCEP

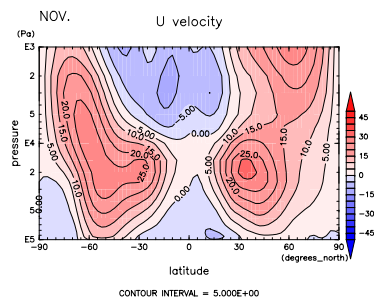


Figure 168: U at Nov. by ECMWF

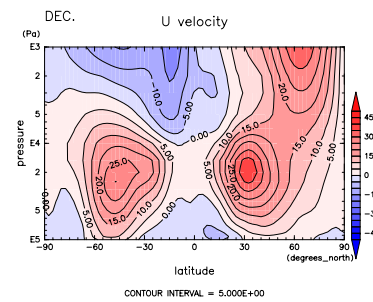


Figure 171: U at Dec. by ECMWF

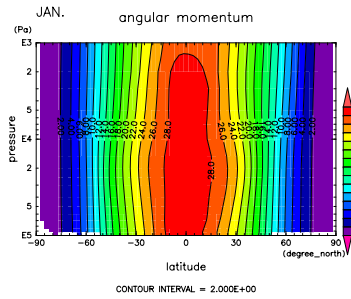


Figure 172: ANGMOM at Jan. by dcpam

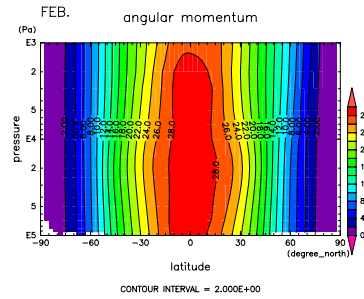


Figure 175: ANGMOM at Feb. by dcpam

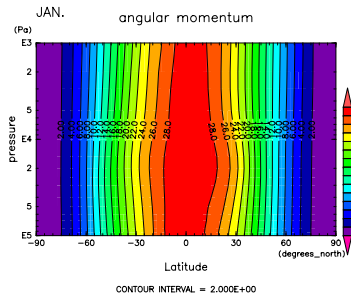


Figure 173: ANGMOM at Jan. by NCEP

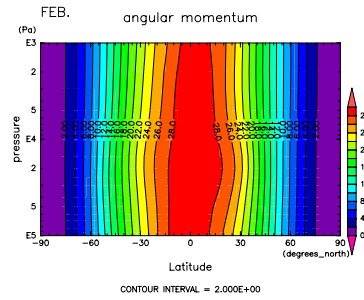


Figure 176: ANGMOM at Feb. by NCEP

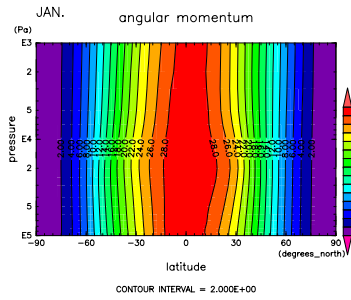


Figure 174: ANGMOM at Jan. by ECMWF

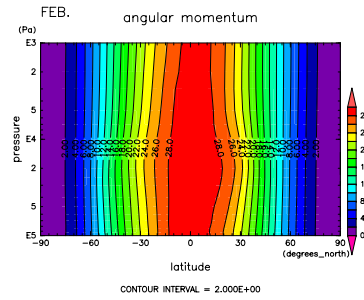


Figure 177: ANGMOM at Feb. by ECMWF

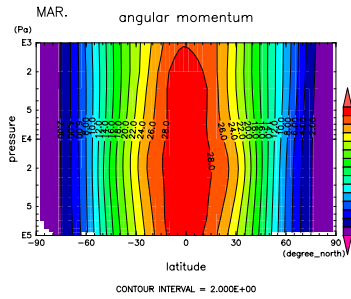


Figure 178: ANG MOM at Mar. by dcpam

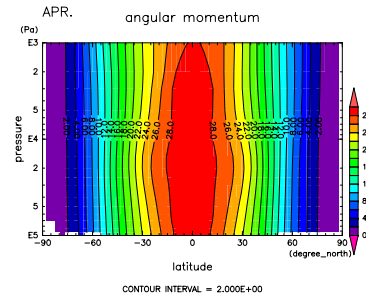


Figure 181: ANG MOM at Apr. by dcpam

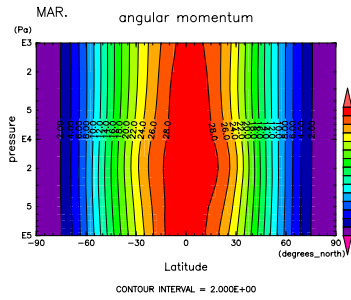


Figure 179: ANG MOM at Mar. by NCEP

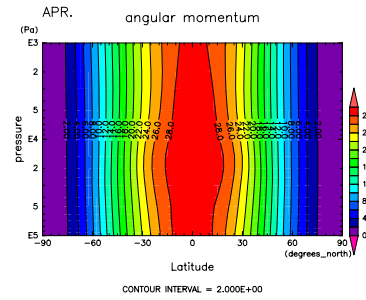


Figure 182: ANG MOM at Apr. by NCEP

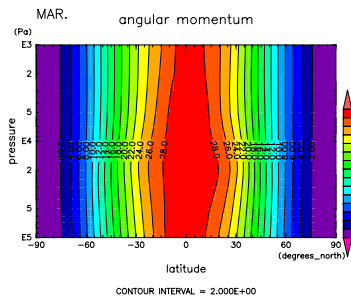


Figure 180: ANG MOM at Mar. by ECMWF

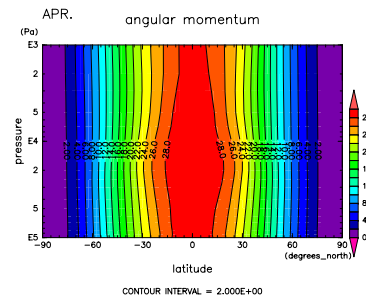


Figure 183: ANG MOM at Apr. by ECMWF

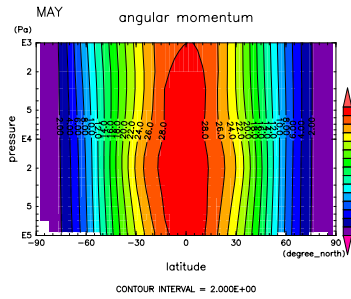


Figure 184: ANGMOM at May by dcpam

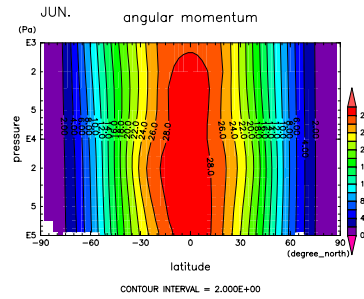


Figure 187: ANGMOM at Jun. by dcpam

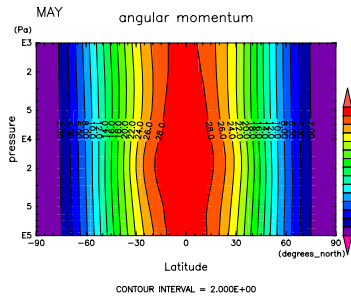


Figure 185: ANGMOM at May by NCEP

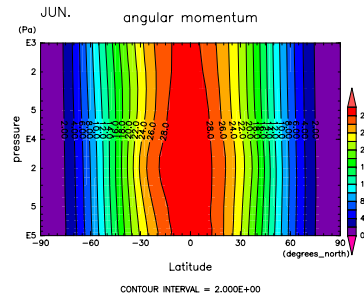


Figure 188: ANGMOM at Jun. by NCEP

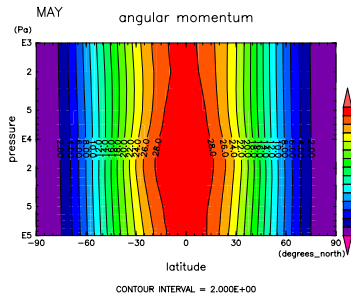


Figure 186: ANGMOM at May by ECMWF

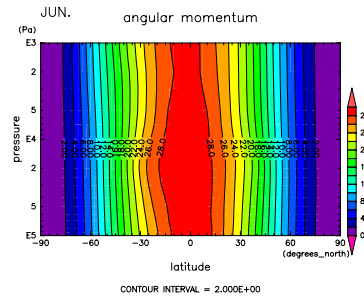


Figure 189: ANGMOM at Jun. by ECMWF

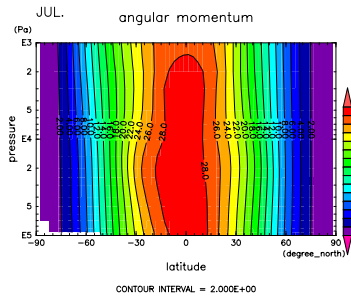


Figure 190: ANGMOM at Jul. by dcpam

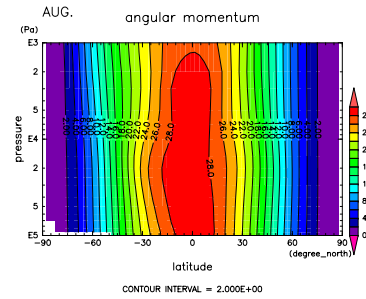


Figure 193: ANGMOM at Aug. by dcpam

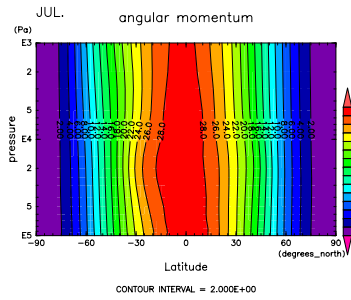


Figure 191: ANGMOM at Jul. by NCEP

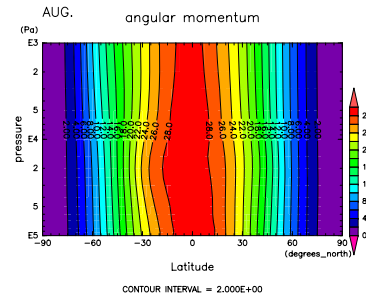


Figure 194: ANGMOM at Aug. by NCEP

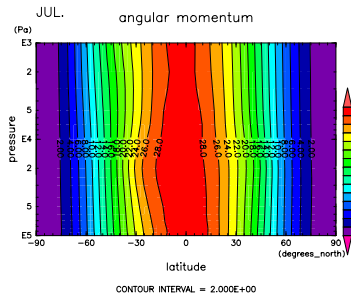


Figure 192: ANGMOM at Jul. by ECMWF

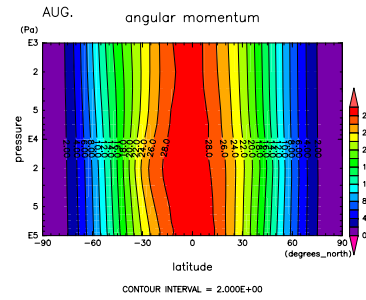


Figure 195: ANGMOM at Aug. by ECMWF

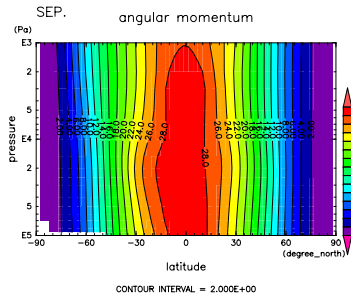


Figure 196: ANG MOM at Sep. by dcpam

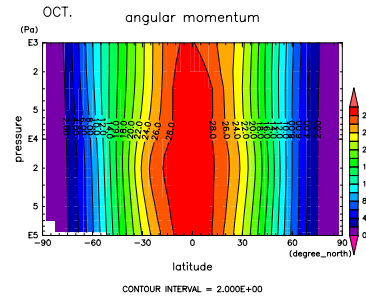


Figure 199: ANG MOM at Oct. by dcpam

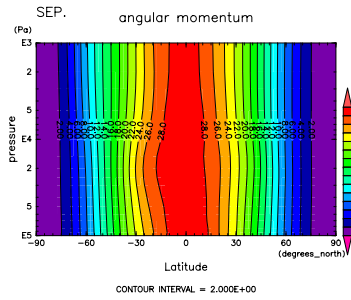


Figure 197: ANG MOM at Sep. by NCEP

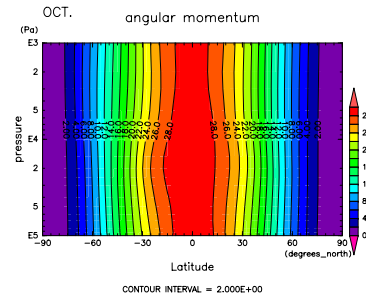


Figure 200: ANG MOM at Oct. by NCEP

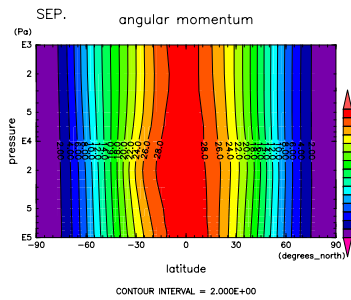


Figure 198: ANG MOM at Sep. by ECMWF

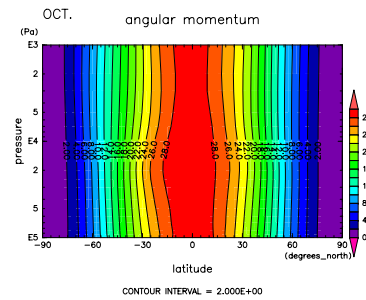


Figure 201: ANG MOM at Oct. by ECMWF

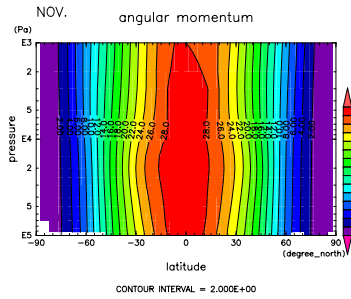


Figure 202: ANG MOM at Nov. by dcpam

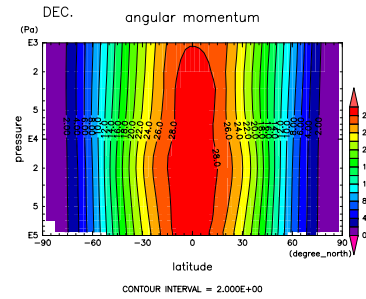


Figure 205: ANG MOM at Dec. by dcpam

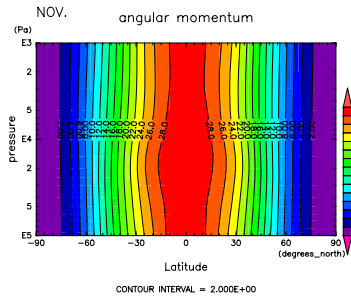


Figure 203: ANG MOM at Nov. by NCEP

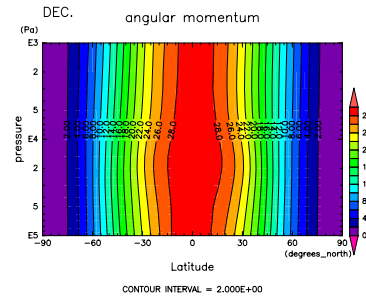


Figure 206: ANG MOM at Dec. by NCEP

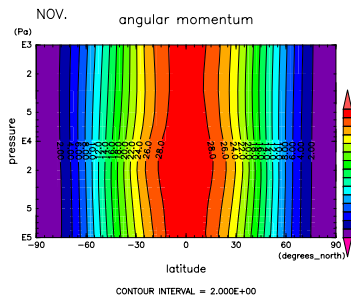


Figure 204: ANG MOM at Nov. by ECMWF

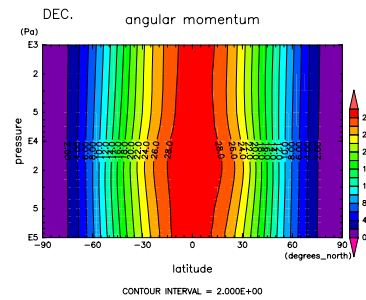


Figure 207: ANG MOM at Dec. by ECMWF

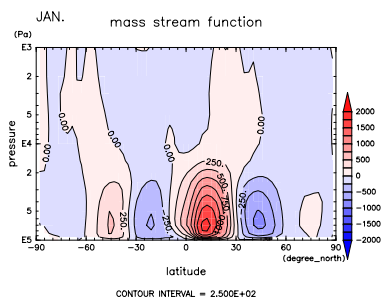


Figure 208: MSF at Jan. by dcpam

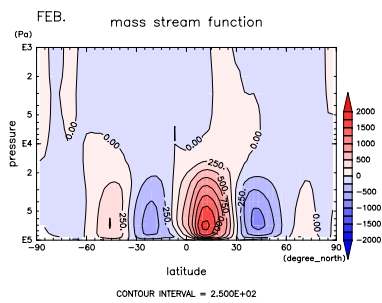


Figure 211: MSF at Feb. by dcpam

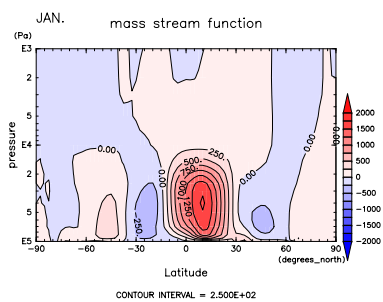


Figure 209: MSF at Jan. by NCEP

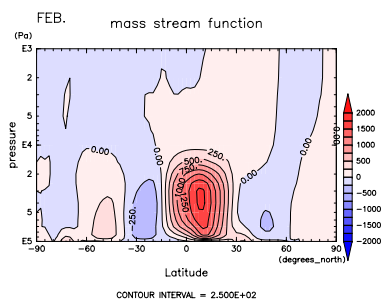


Figure 212: MSF at Feb. by NCEP

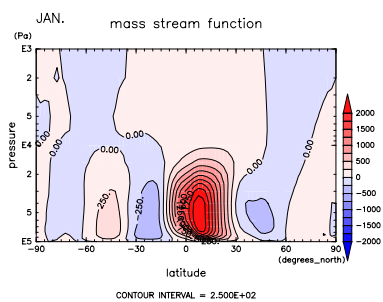


Figure 210: MSF at Jan. by ECMWF

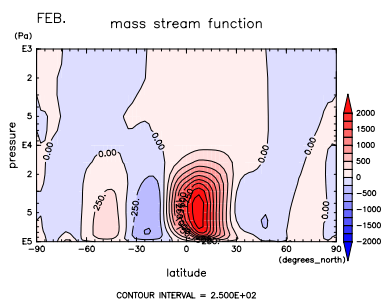


Figure 213: MSF at Feb. by ECMWF

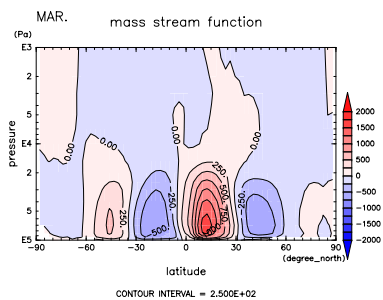


Figure 214: MSF at Mar. by dcpan

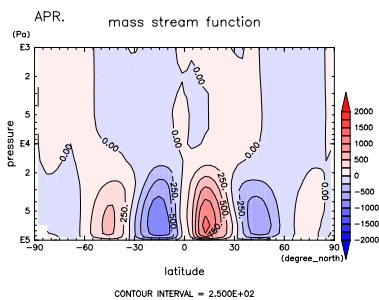


Figure 217: MSF at Apr. by dcpan

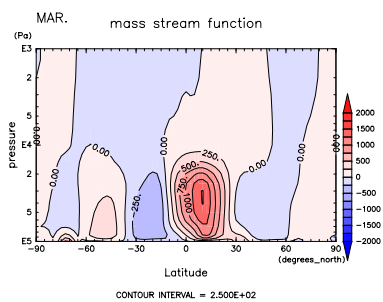


Figure 215: MSF at Mar. by NCEP

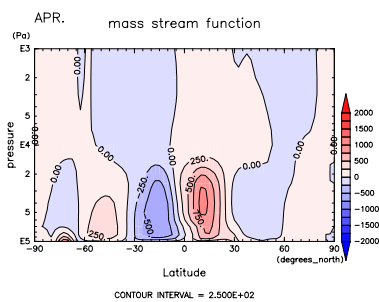


Figure 218: MSF at Apr. by NCEP

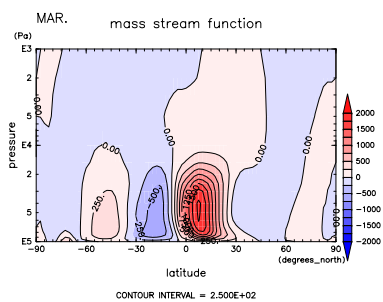


Figure 216: MSF at Mar. by ECMWF

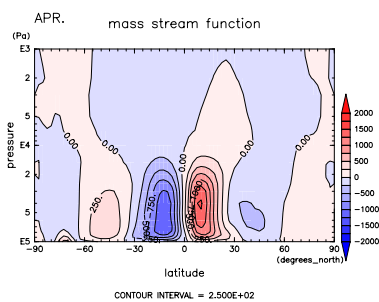


Figure 219: MSF at Apr. by ECMWF

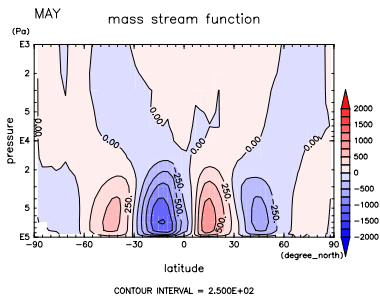


Figure 220: MSF at May by dcpam

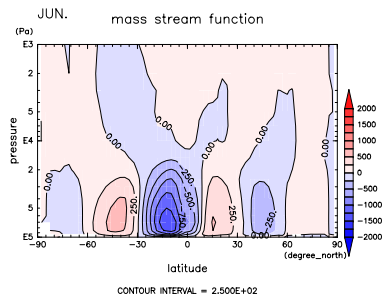


Figure 223: MSF at Jun. by dcpam

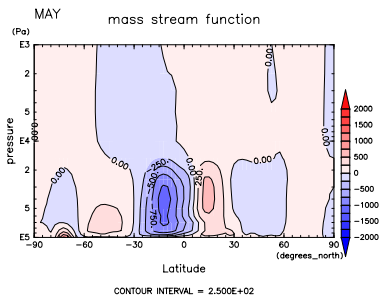


Figure 221: MSF at May by NCEP

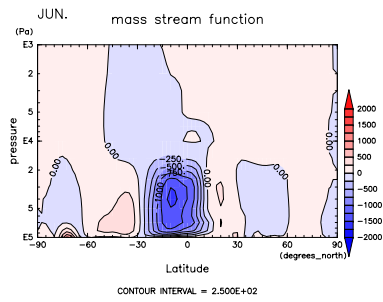


Figure 224: MSF at Jun. by NCEP

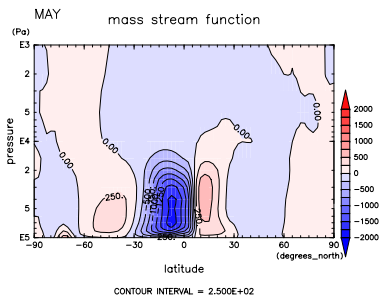


Figure 222: MSF at May by ECMWF

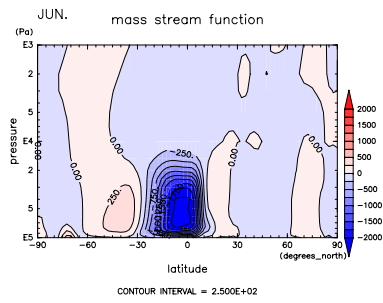


Figure 225: MSF at Jun. by ECMWF

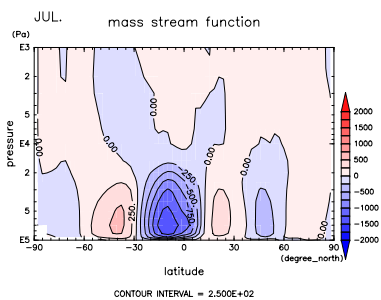


Figure 226: MSF at Jul. by depam

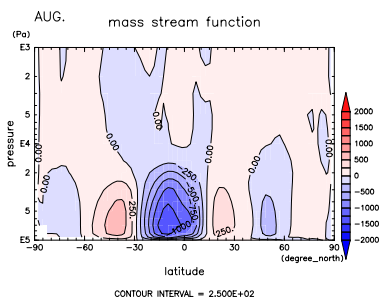


Figure 229: MSF at Aug. by depam

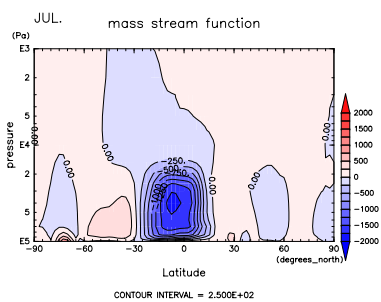


Figure 227: MSF at Jul. by NCEP

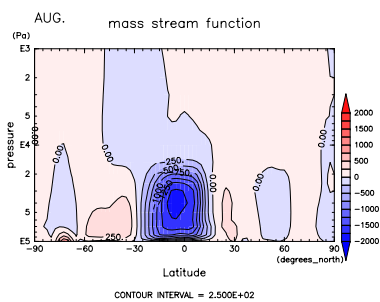


Figure 230: MSF at Aug. by NCEP

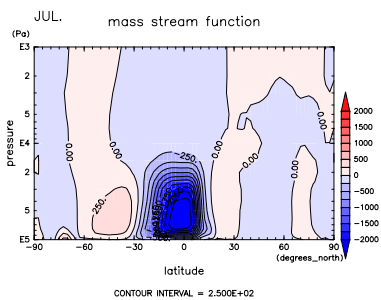


Figure 228: MSF at Jul. by ECMWF

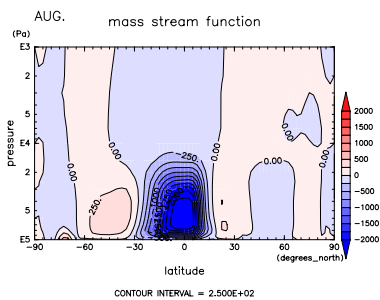


Figure 231: MSF at Aug. by ECMWF

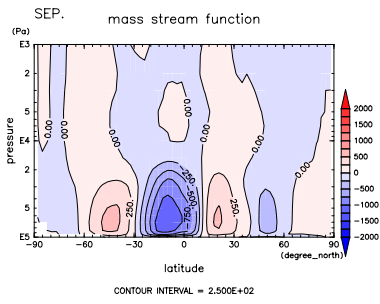


Figure 232: MSF at Sep. by dcpam

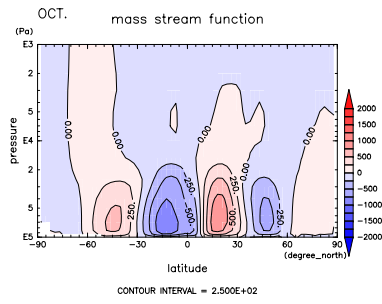


Figure 235: MSF at Oct. by dcpam

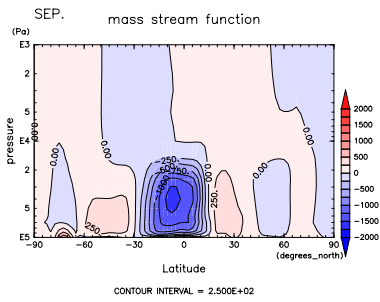


Figure 233: MSF at Sep. by NCEP

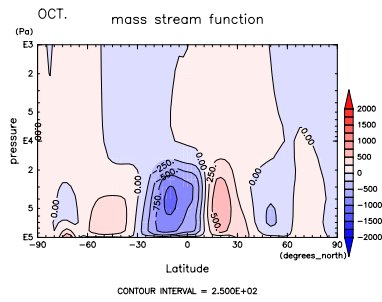


Figure 236: MSF at Oct. by NCEP

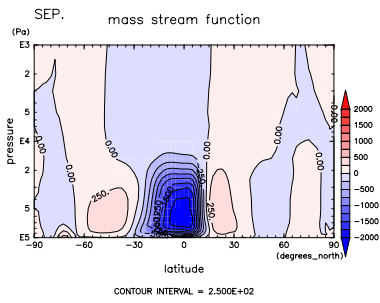


Figure 234: MSF at Sep. by ECMWF

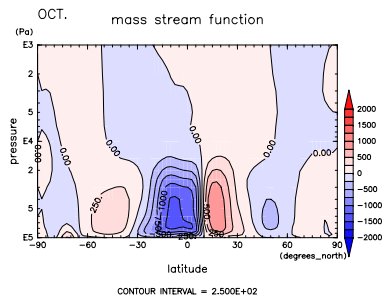


Figure 237: MSF at Oct. by ECMWF

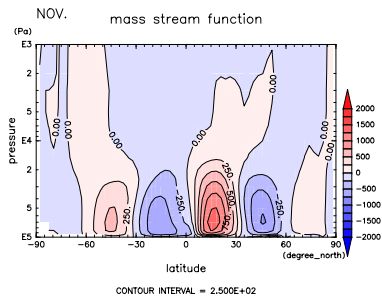


Figure 238: MSF at Nov. by dcpam

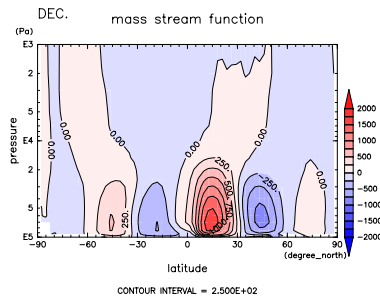


Figure 241: MSF at Dec. by dcpam

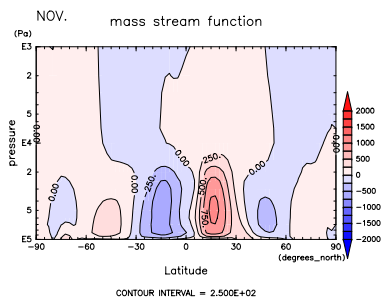


Figure 239: MSF at Nov. by NCEP

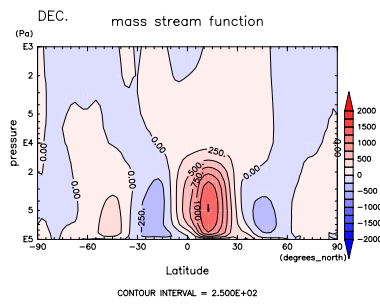


Figure 242: MSF at Dec. by NCEP

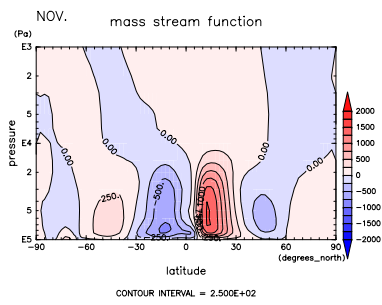


Figure 240: MSF at Nov. by ECMWF

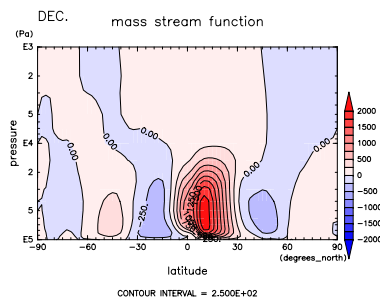


Figure 243: MSF at Dec. by ECMWF

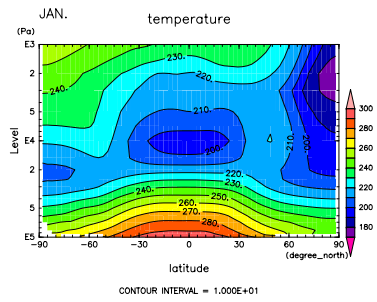


Figure 244: T at Jan. by dcpam

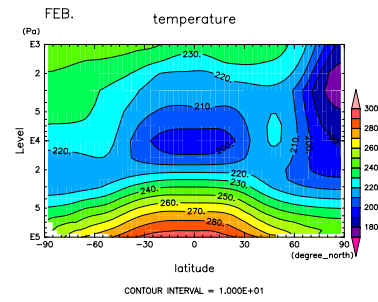


Figure 247: T at Feb. by dcpam

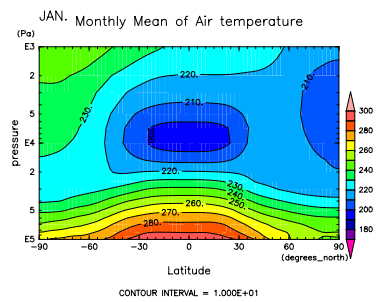


Figure 245: T at Jan. by NCEP

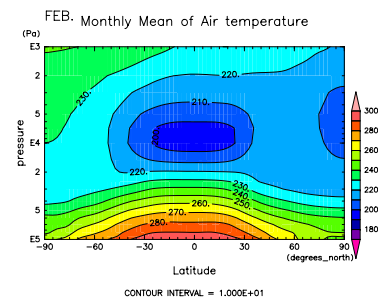


Figure 248: T at Feb. by NCEP

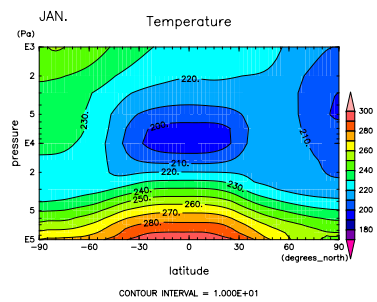


Figure 246: T at Jan. by ECMWF

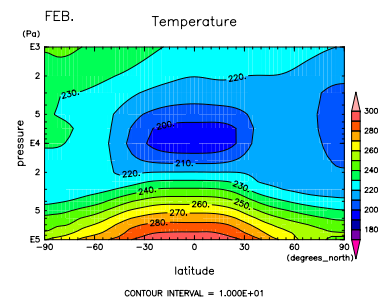


Figure 249: T at Feb. by ECMWF

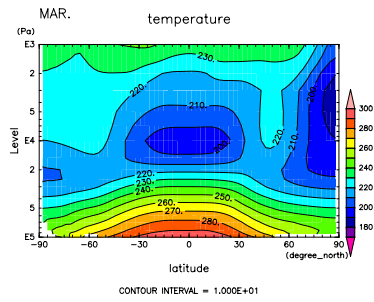


Figure 250: T at Mar. by dcpam

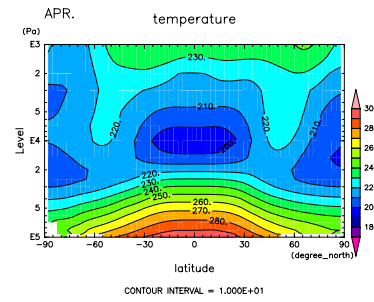


Figure 253: T at Apr. by dcpam

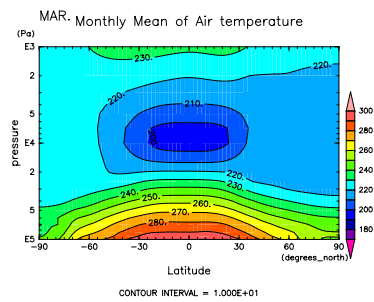


Figure 251: T at Mar. by NCEP

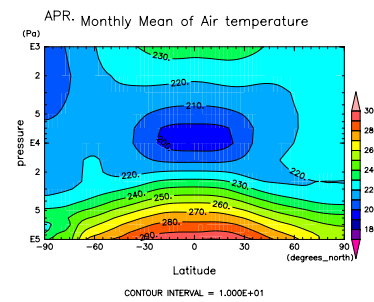


Figure 254: T at Apr. by NCEP

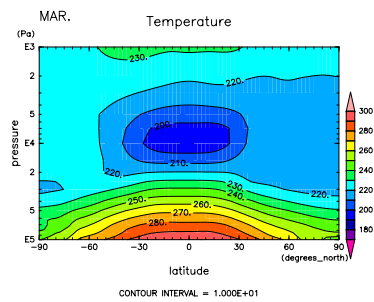


Figure 252: T at Mar. by ECMWF

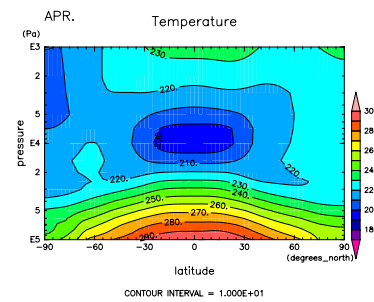


Figure 255: T at Apr. by ECMWF

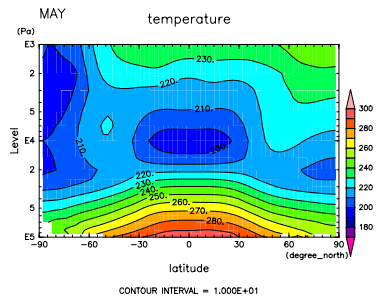


Figure 256: T at May by dcpam

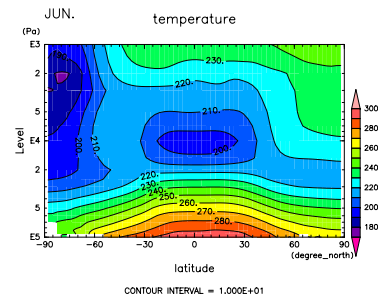


Figure 259: T at Jun. by dcpam

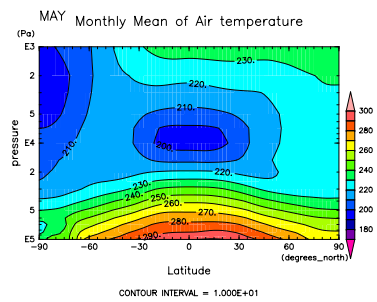


Figure 257: T at May by NCEP

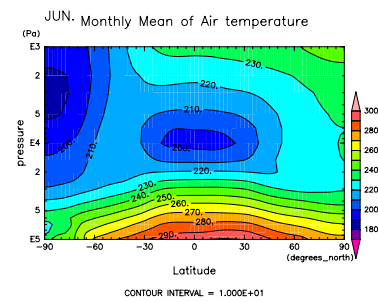


Figure 260: T at Jun. by NCEP

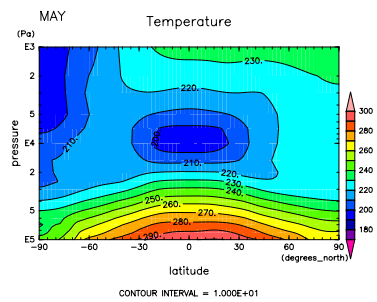


Figure 258: T at May by ECMWF

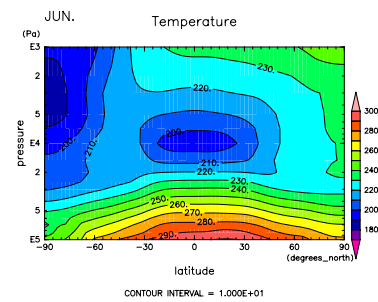


Figure 261: T at Jun. by ECMWF

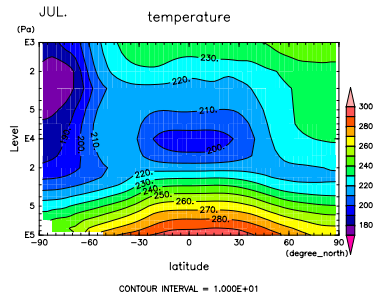


Figure 262: T at Jul. by dcpan

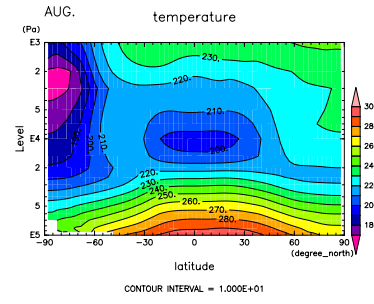


Figure 265: T at Aug. by dcpan

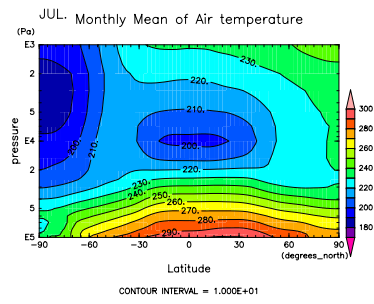


Figure 263: T at Jul. by NCEP

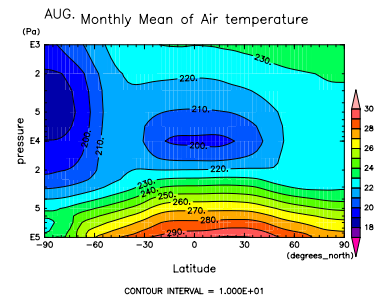


Figure 266: T at Aug. by NCEP

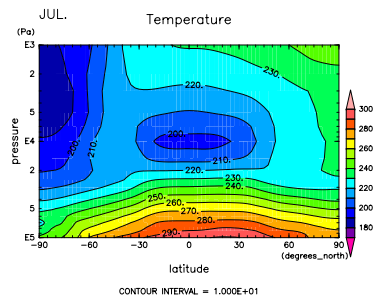


Figure 264: T at Jul. by ECMWF

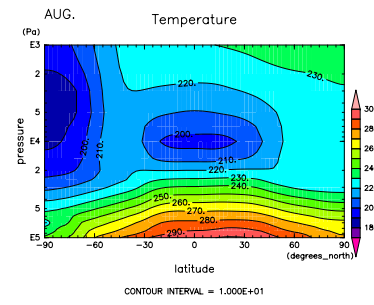


Figure 267: T at Aug. by ECMWF

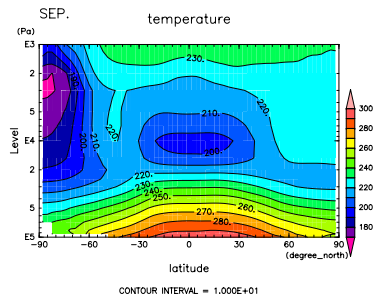


Figure 268: T at Sep. by dcpam

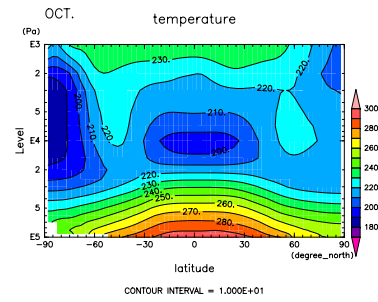


Figure 271: T at Oct. by dcpam

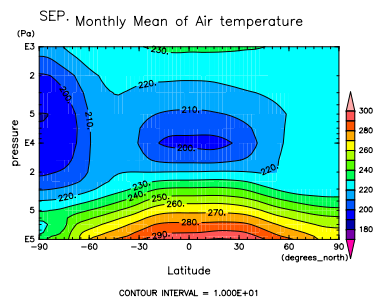


Figure 269: T at Sep. by NCEP

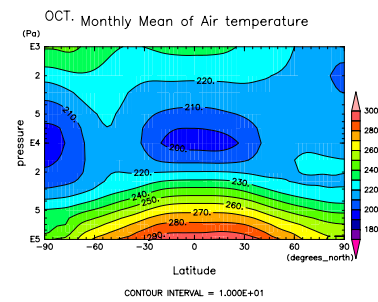


Figure 272: T at Oct. by NCEP

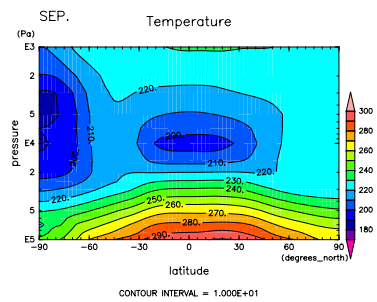


Figure 270: T at Sep. by ECMWF

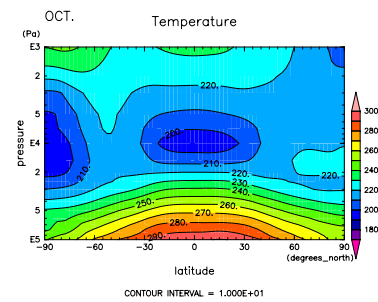


Figure 273: T at Oct. by ECMWF

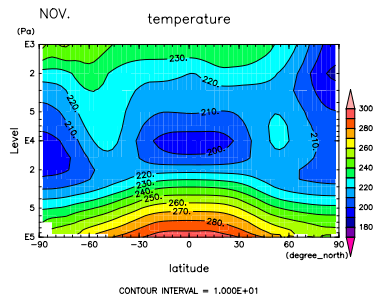


Figure 274: T at Nov. by dcpam

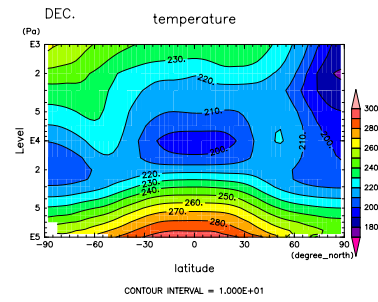


Figure 277: T at Dec. by dcpam

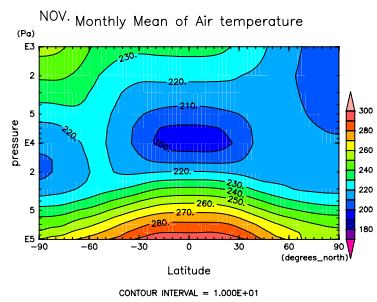


Figure 275: T at Nov. by NCEP

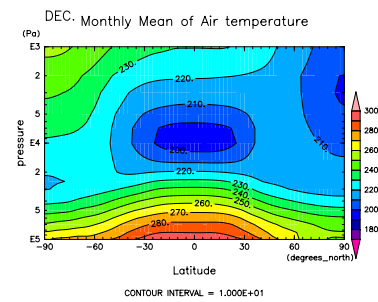


Figure 278: T at Dec. by NCEP

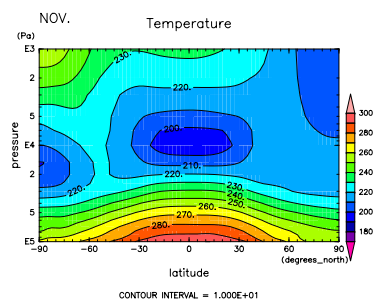


Figure 276: T at Nov. by ECMWF

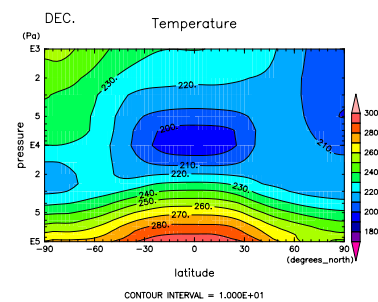


Figure 279: T at Dec. by ECMWF

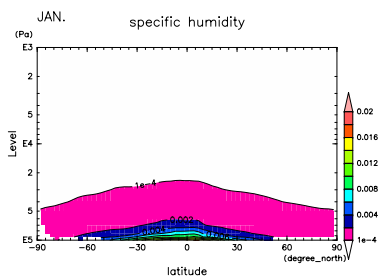


Figure 280: q at Jan. by dcpam

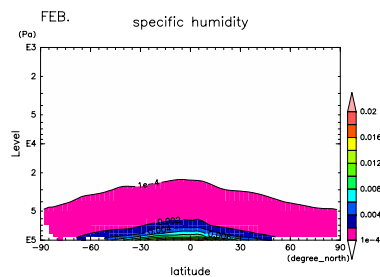


Figure 283: q at Feb. by dcpam

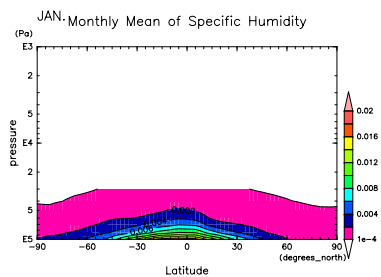


Figure 281: q at Jan. by NCEP

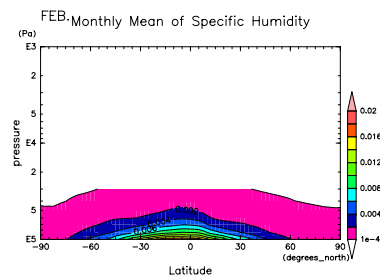


Figure 284: q at Feb. by NCEP

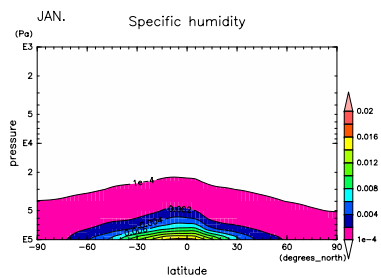


Figure 282: q at Jan. by ECMWF

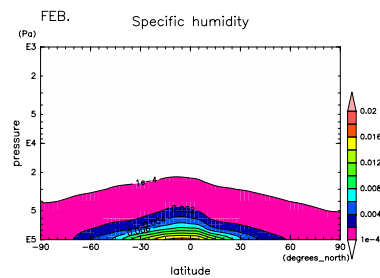


Figure 285: q at Feb. by ECMWF

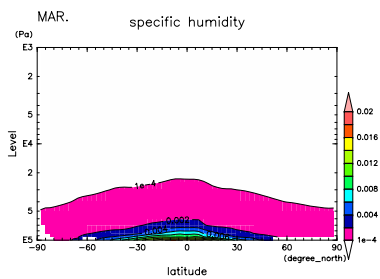


Figure 286: q at Mar. by dcpam

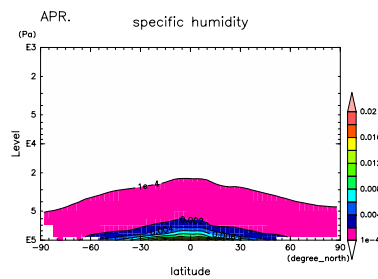


Figure 289: q at Apr. by dcpam

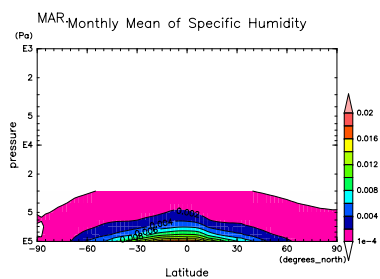


Figure 287: q at Mar. by NCEP

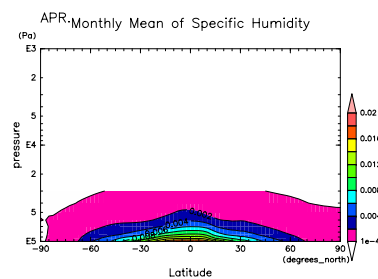


Figure 290: q at Apr. by NCEP

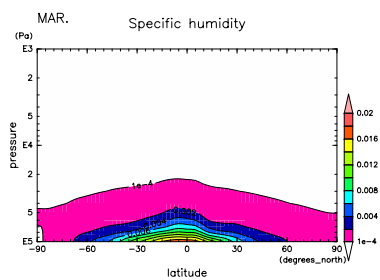


Figure 288: q at Mar. by ECMWF

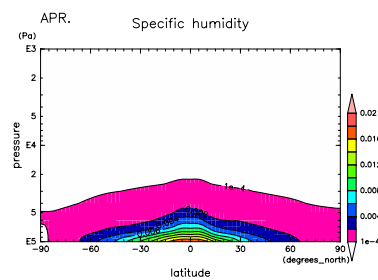


Figure 291: q at Apr. by ECMWF

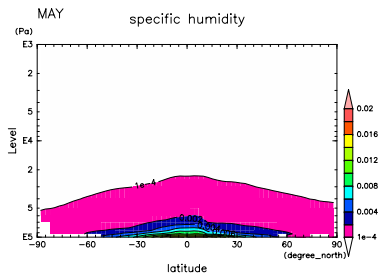


Figure 292: q at May by dcpam

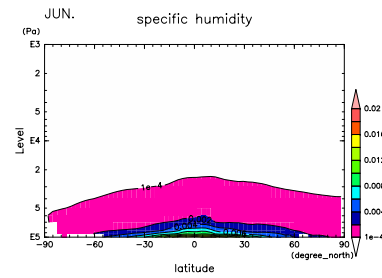


Figure 295: q at Jun. by dcpam

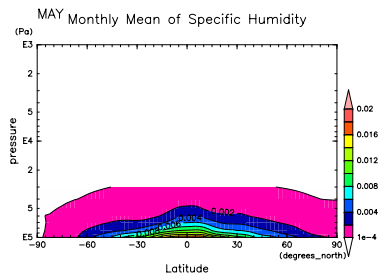


Figure 293: q at May by NCEP

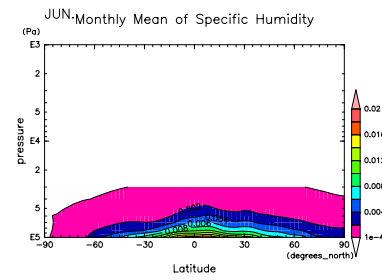


Figure 296: q at Jun. by NCEP

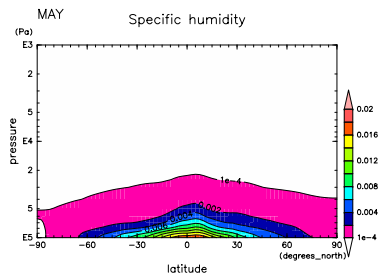


Figure 294: q at May by ECMWF

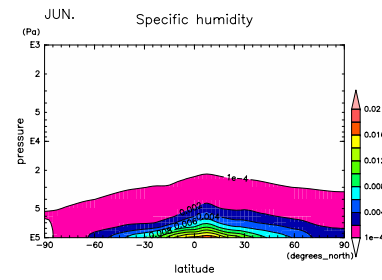


Figure 297: q at Jun. by ECMWF

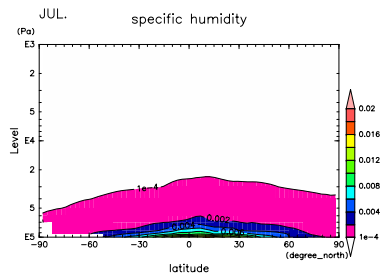


Figure 298: q at Jul. by dcpam

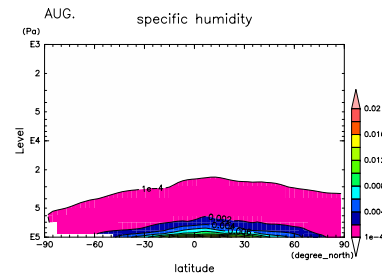


Figure 301: q at Aug. by dcpam

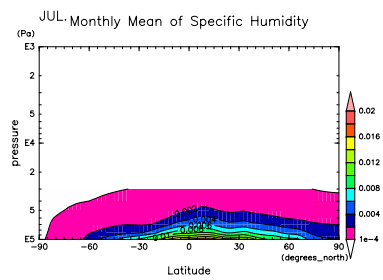


Figure 299: q at Jul. by NCEP

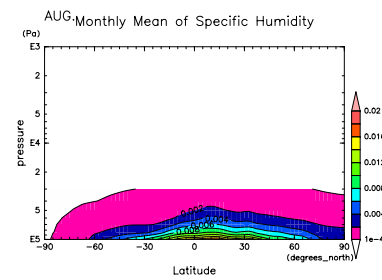


Figure 302: q at Aug. by NCEP

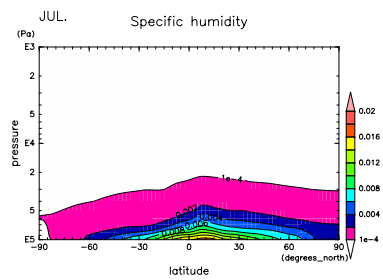


Figure 300: q at Jul. by ECMWF

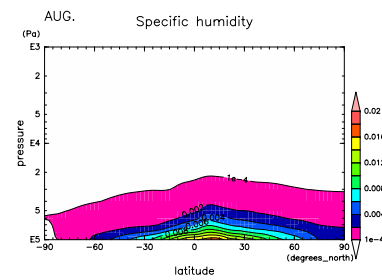


Figure 303: q at Aug. by ECMWF

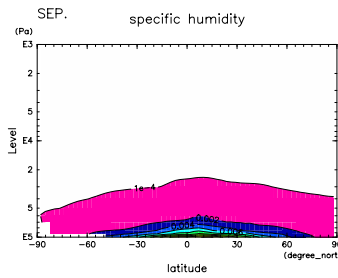


Figure 304: q at Sep. by dcpam

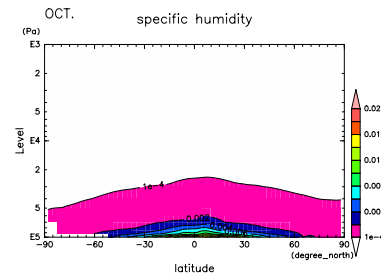


Figure 307: q at Oct. by dcpam

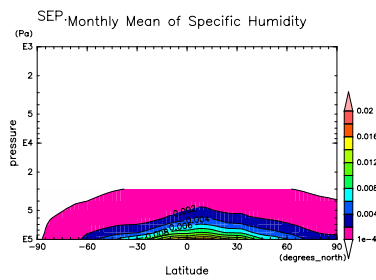


Figure 305: q at Sep. by NCEP

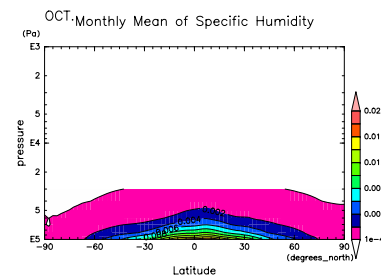


Figure 308: q at Oct. by NCEP

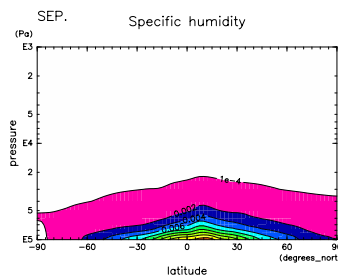


Figure 306: q at Sep. by ECMWF

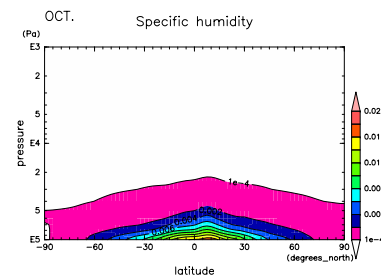


Figure 309: q at Oct. by ECMWF

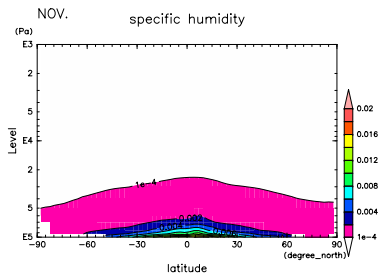


Figure 310: q at Nov. by depam

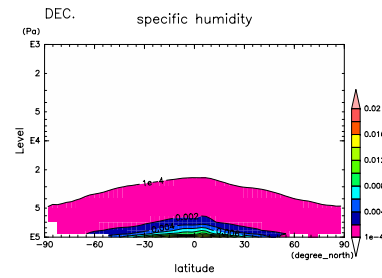


Figure 313: q at Dec. by depam

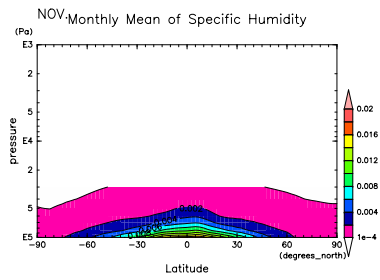


Figure 311: q at Nov. by NCEP

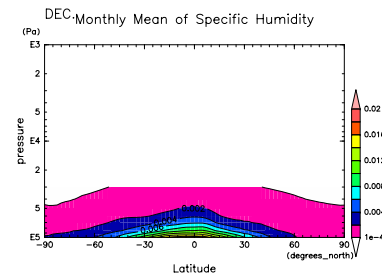


Figure 314: q at Dec. by NCEP

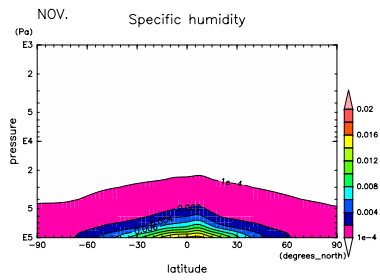


Figure 312: q at Nov. by ECMWF

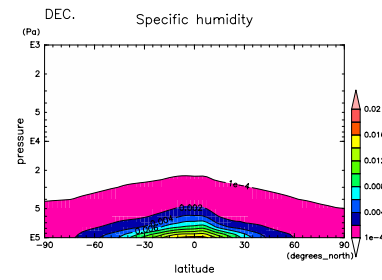


Figure 315: q at Dec. by ECMWF

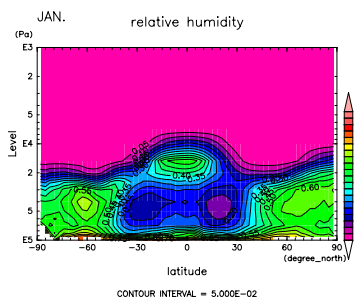


Figure 316: RH at Jan. by dcpan

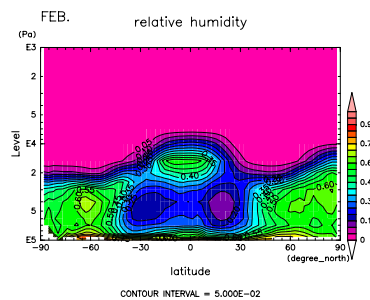


Figure 319: RH at Feb. by dcpan

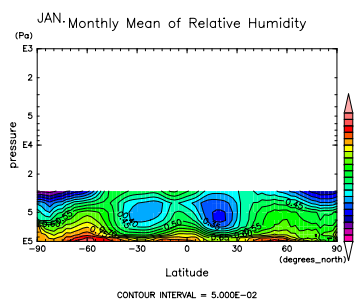


Figure 317: RH at Jan. by NCEP

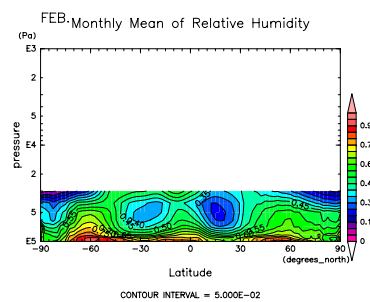


Figure 320: RH at Feb. by NCEP

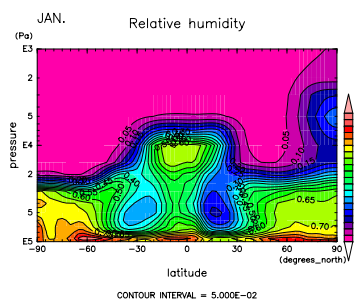


Figure 318: RH at Jan. by ECMWF

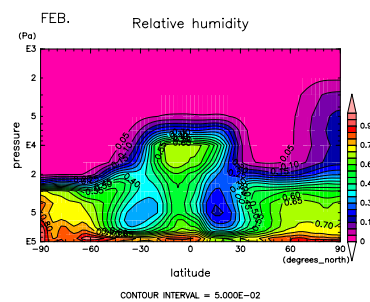


Figure 321: RH at Feb. by ECMWF

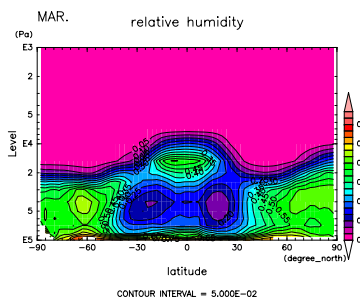


Figure 322: RH at Mar. by dcpam

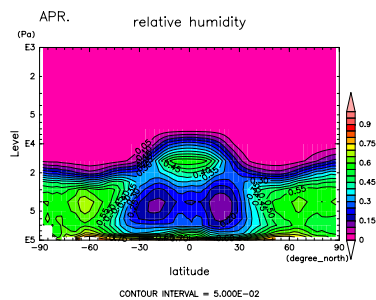


Figure 325: RH at Apr. by dcpam

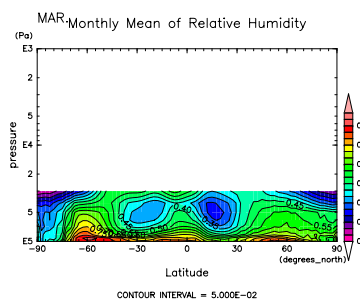


Figure 323: RH at Mar. by NCEP

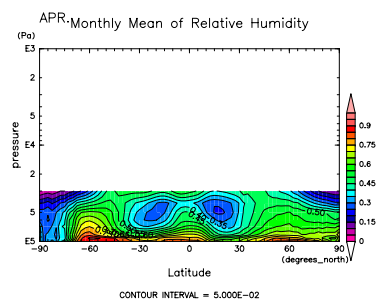


Figure 326: RH at Apr. by NCEP

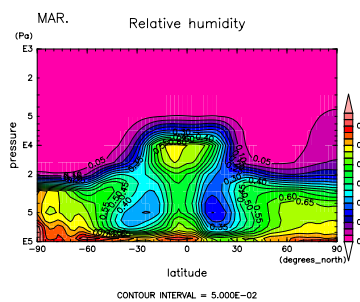


Figure 324: RH at Mar. by ECMWF

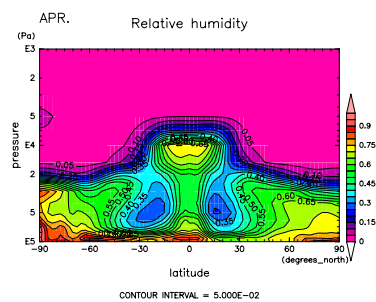


Figure 327: RH at Apr. by ECMWF

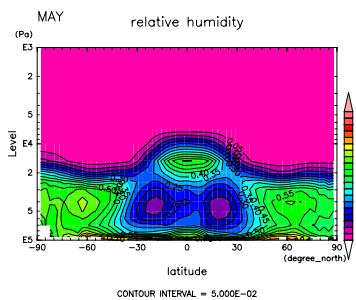


Figure 328: RH at May by dcpam

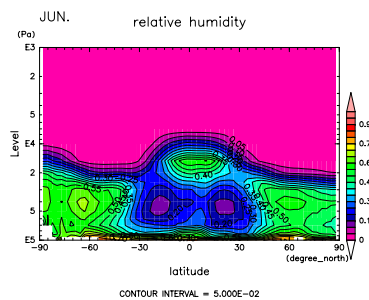


Figure 331: RH at Jun. by dcpam

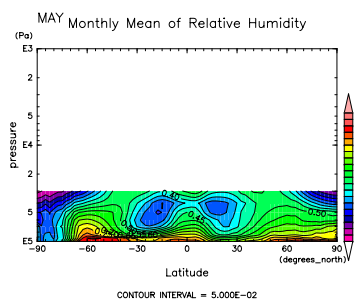


Figure 329: RH at May by NCEP

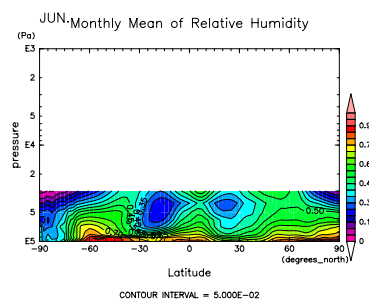


Figure 332: RH at Jun. by NCEP

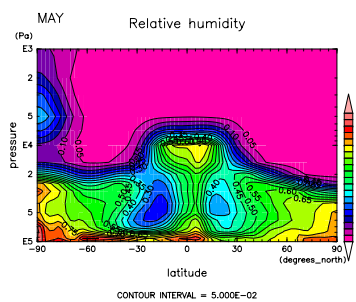


Figure 330: RH at May by ECMWF

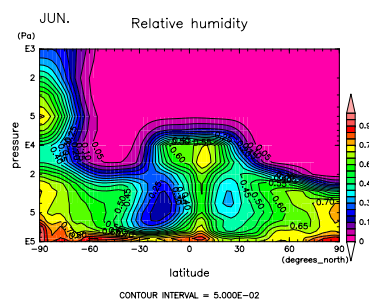


Figure 333: RH at Jun. by ECMWF

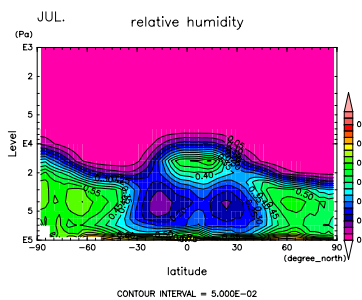


Figure 334: RH at Jul. by dcpan

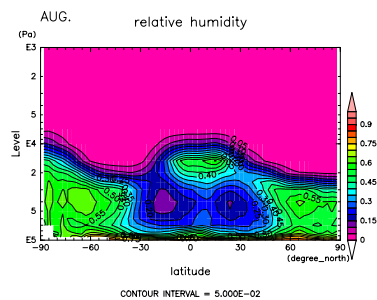


Figure 337: RH at Aug. by dcpan

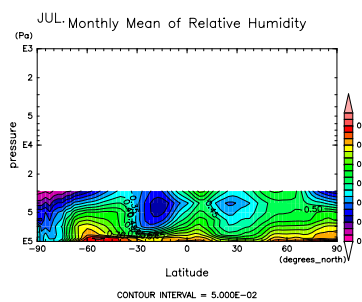


Figure 335: RH at Jul. by NCEP

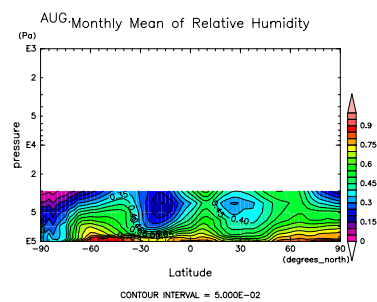


Figure 338: RH at Aug. by NCEP

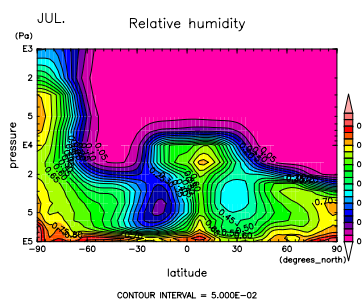


Figure 336: RH at Jul. by ECMWF

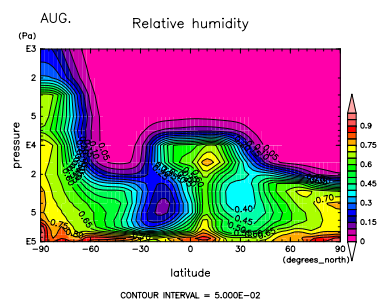


Figure 339: RH at Aug. by ECMWF

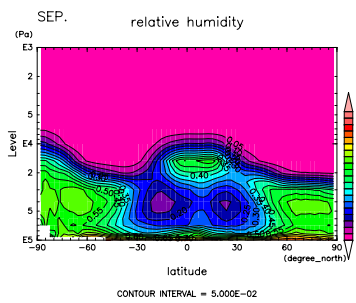


Figure 340: RH at Sep. by dcpan

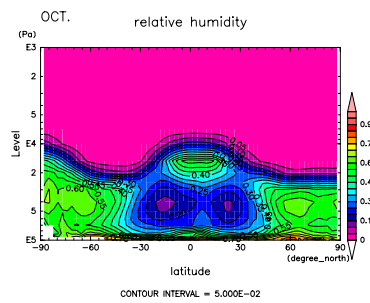


Figure 343: RH at Oct. by dcpan

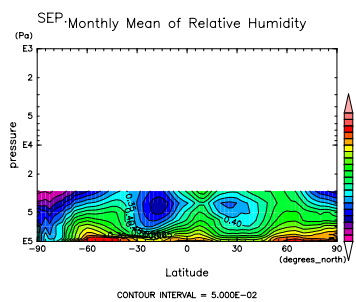


Figure 341: RH at Sep. by NCEP

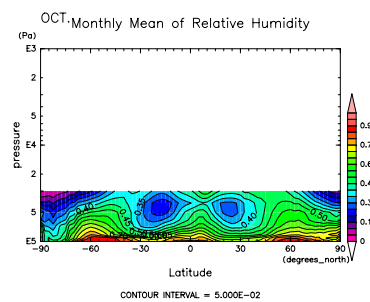


Figure 344: RH at Oct. by NCEP

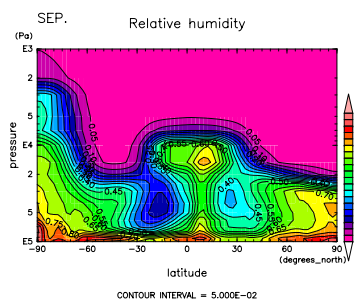


Figure 342: RH at Sep. by ECMWF

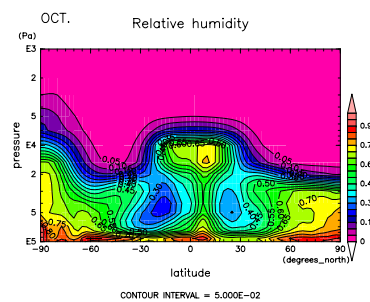


Figure 345: RH at Oct. by ECMWF

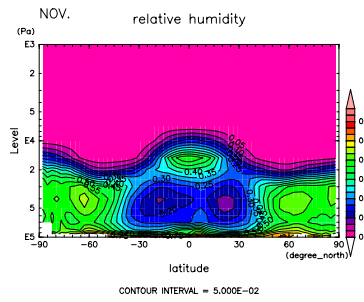


Figure 346: RH at Nov. by depam

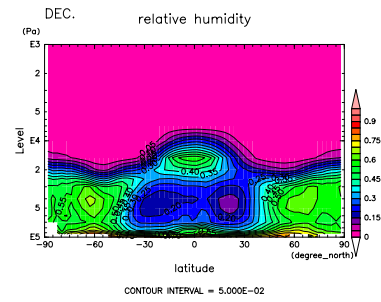


Figure 349: RH at Dec. by depam

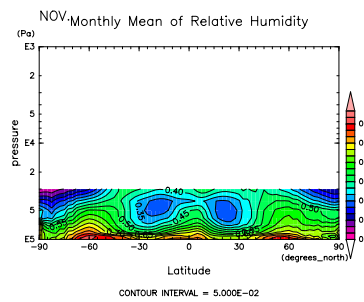


Figure 347: RH at Nov. by NCEP

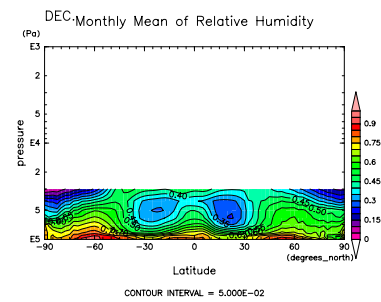


Figure 350: RH at Dec. by NCEP

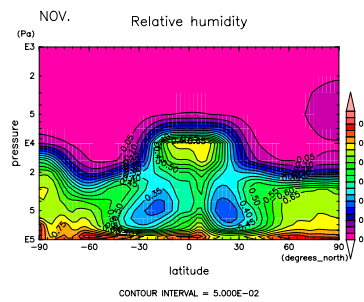


Figure 348: RH at Nov. by ECMWF

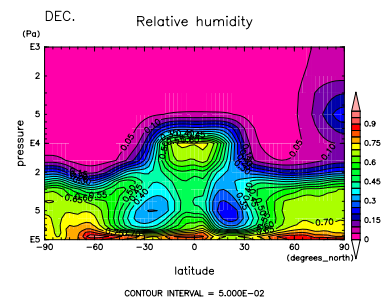


Figure 351: RH at Dec. by ECMWF